

STMD STMD i3/8-5.9-SCLCR

Vibration damped turning tool holder – Solid body



MAQ AB

www.maqab.com | info@maqab.com

Order product here

Price and dimensions

More technical data on page 2

Diameter (inch)	Length (inch)	Price USD	Price EUR
0.375	5.9	\$ 448	€ 403

Description:

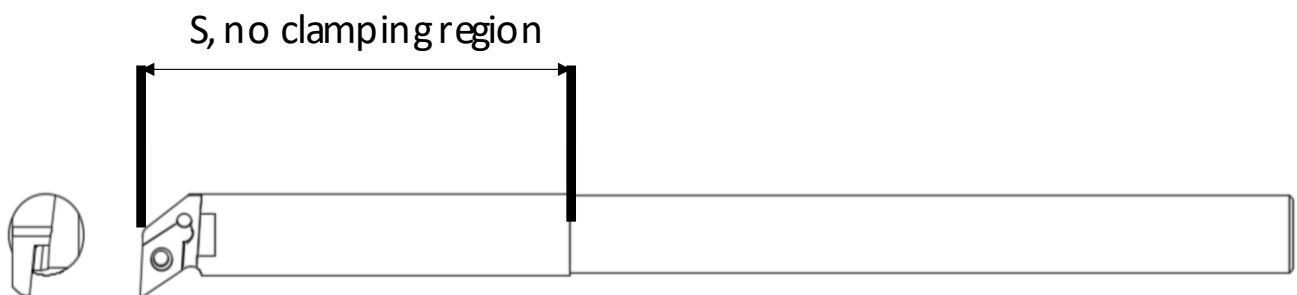
STMD turning tool holder

Supplied with:

Insert key

Note:

Cylindrical shank without clamping feature.
Recommended application range up to 10XD
Refer to product performance datasheet below.
Maximum cutting depth (To be updated) mm.



Download drawing




 STEP

 DWG

Technical data

Adaptive interface machine direction	0.375 inch
No clamping region (S)	2.6 inch
Recommended maximum overhang (OHX)	Approx. 3.95 inch
Coolant form	External coolant required
Alignment aid property	Flat surface on cutterhead
Connection diameter (DCON)	0.375 inch
Functional length (LF)	5.9 inch
Body material	Carbide reinforced steel
Weight of item	0.15 kg
Recommended clamping length	1.125 inch (3XD)
Method of cutting off	EDM Wire cutting

Quality / Product performance reference*

		
Quiet with good/medium surface quality	Slight to medium vibrations with medium to bad surface quality	Strong vibrations / Insert broken

Surface finish (Ra) table

Feed rate Set up	0.10 mm/rev	0.15 mm/rev	0.20 mm/rev
7xD	Ra 1.28 µm	Ra 1.48 µm	Ra 1.79 µm
8xD	Ra 1.30 µm	Ra 1.34 µm	Ra 1.84 µm
9xD	Ra 1.8 µm	Ra 1.52 µm	Ra 1.97 µm
10xD	NA	Ra 1.92 µm	Ra 2.43 µm

Tool: STMD M10-150 SDUCR
Cutting insert: DCMT 070204-FP
Depth of cut: 0.25 mm
Cutting Speed: 250 m/min
Nose radius: 0.4 mm
Workpiece: 34 CrNiMo. HRC28-30
Coolant: on

(RA) = Arithmetic Average of the roughness profile (µm)

* The actual product performance is dependent on the rigidity of the clamping methods, and the table is used as reference

** In actual machining, avoid using depth of cut or feed rate below 0.07mm when working with carbide insert (the edge radius)

MAQ AB

www.maqab.com | info@maqab.com

Order product here