


STMD STMD M40-528-3C

Vibration damped turning tool holder – modular



MAQ AB

www.maqab.com | info@maqab.com

Order product here

Price and dimensions

More technical data on page 2

Diameter (mm)	Length (mm)		
40	528		

Description:

STMD turning tool holder

Supplied with:

Insex screws M6X14, 3 pcs
Allen wrench, 1 pcs
Coolant adapter G1/2, 1 pcs

Note:

Cylindrical shank without clamping feature.
With central groove for alignment.
Recommended application range up to 12XD
Reference product performance datasheet to be updated.

Maximum cutting depth (To be updated) mm.



Download drawing

 STEP




 DWG

Technical data

Adaptive interface machine direction	40
Adaptive interface workpiece direction	SL40
No clamping region (S)	190 mm
Recommended maximum overhang (OHX)	Approx. 450 mm
Coolant entry form	Axial concentric
Coolant exit form	3C – axial and periphery
Coolant entry thread size	G ½
Max coolant pressure	70 bar
Alignment aid property	Central groove
Connection diameter (DCON)	40 mm
Functional length (LF)	528 mm
Body material	Steel
Weight of item	5.0 kg
Recommended clamping length	120 mm (3XD)
Method of cutting off	Slot turning / Sawing

Quality / Product performance reference*

Depth of cut: 0.5 mm **Nose radius:** 0.4 mm
Cutter head: MAQ SDUCR 40 **Cutting insert:** DCMT 11T304
Coolant: On **Workpiece material:** 34 CrNiMo, HRC 28-30
Units: Feed: mm/rev; Speed: m/min; Ra: µm

		
Quiet with good/medium surface quality	Slight to medium vibrations with medium to bad surface quality	Strong vibrations / Insert broken

Surface finish (Ra) table – To be updated

10xD DOC = 0.5mm

Speed	Feed				
		0.05**	0.10	0.15	0.20
300					
200					
150					

11xD DOC = 0.5mm

Speed	Feed				
		0.05**	0.10	0.15	0.20
300					
200					
150					

12xD DOC = 0.5mm

Speed	Feed				
		0.05**	0.10	0.15	0.20
300					
200					
150					

* The actual product performance is dependent on the rigidity of the clamping methods, and the table is used as reference

** In actual machining, avoid using depth of cut or feed rate below 0.07mm when working with carbide insert (the edge radius)

MAQ AB

www.maqab.com | info@maqab.com

Order product here