

STMD STMD i2 1/2 - 31.8-SL40

Vibration damped turning tool holder – modular



MAQ AB

www.maqab.com | info@maqab.com

Order product here

Price and dimensions

More technical data on page 2

Diameter (inch)	Length (inch)		
2 1/2	31.8		

Description:

STMD turning tool holder

Supplied with:

Insex screws M6X14, 3 pcs
Allen wrench, 1 pcs
Coolant adapter G3/4, 1 pcs

Note:

Cylindrical shank without clamping feature.
With central groove for alignment.
Recommended application range up to 12XD.
Reference product performance datasheet to be updated.
Maximum cutting depth (To be updated) mm.



Download drawing

STEP




DWG

Technical data

Adaptive interface machine direction	2.5 inch
Adaptive interface workpiece direction	SL40
No clamping region (S)	10 inch
Recommended maximum overhang (OHX)	Approx. 27.1 inch
Coolant entry form	Axial concentric
Coolant exit form	1C – axial
Coolant entry thread size	G ¾
Max coolant pressure	70 bar
Alignment aid property	Central groove
Connection diameter (DCON)	2.5 inch
Functional length (LF)	31.9 inch
Body material	Steel
Weight of item	16.4 kg
Recommended clamping length	7.5 inch (3XD)
Method of cutting off	Slot turning / Sawing

Quality / Product performance reference*

Depth of cut: 0.5 mm **Nose radius:** 0.4 mm
Cutter head: MAQ SDUCR 40 **Cutting insert:** DCMT 11T304
Coolant: On **Workpiece material:** 34 CrNiMo, HRC 28-30
Units: Feed: mm/rev; Speed: m/min; Ra: µm

		
Quiet with good/medium surface quality	Slight to medium vibrations with medium to bad surface quality	Strong vibrations / Insert broken

Surface finish (Ra) table – To be updated

10xD DOC = 0.5mm

Speed	Feed			
	0.05**	0.10	0.15	0.20
300				
200				
150				

11xD DOC = 0.5mm

Speed	Feed			
	0.05**	0.10	0.15	0.20
300				
200				
150				

12xD DOC = 0.5mm

Speed	Feed			
	0.05**	0.10	0.15	0.20
300				
200				
150				

* The actual product performance is dependent on the rigidity of the clamping methods, and the table is used as reference

** In actual machining, avoid using depth of cut or feed rate below 0.07mm when working with carbide insert (the edge radius)

MAQ AB

www.maqab.com | info@maqab.com

Order product here