

# Vibration Damped Machining Tools

## Welcome to the MAQ-World!

At MAQ, our vision is simple yet revolutionary: “Simplify Machining.” With our groundbreaking plug-and-play technology, we eliminate vibrations from manufacturing processes, reducing production time and costs while enhancing product quality.

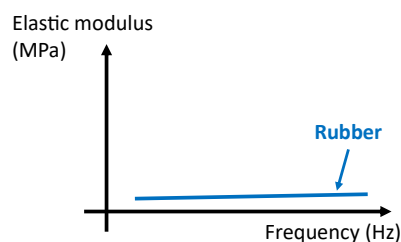
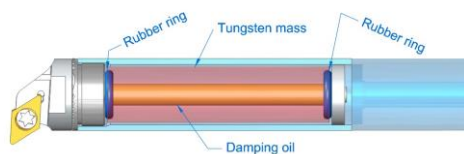
### The Challenge: Vibration in Machining

Vibration during machining can result in damaged surfaces, broken cutting inserts, and skyrocketing production costs. This issue is particularly severe in operations requiring tools with a high length-to-diameter ratio (L/D), though even shorter overhang tools are not immune.

At the heart of the problem lies the variability of vibration frequencies. Cutting conditions like tool wear, joint deterioration, workpiece material variations, or setup changes can cause these frequencies to shift. Traditional vibration-damped tools rely on fixed tuning, which can worsen vibrations when the frequency moves outside their optimized range.

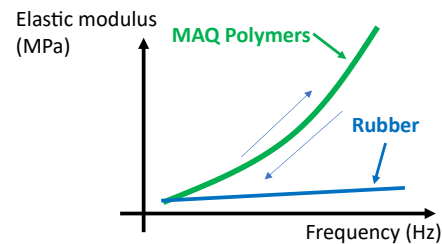
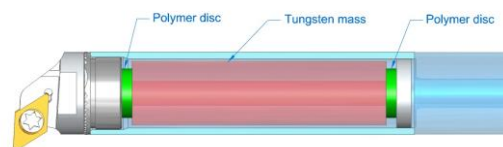
#### 4<sup>th</sup> Generation –

Rubber rings with damping oil



#### 5<sup>th</sup> Generation – from MAQ

Polymers with frequency dependent stiffness



### The MAQ Solution: A Self-Tuning Revolution

MAQ tools are designed to adapt dynamically to these challenges. Our patented STMD™ (Self-Tuning Mass Dampener) technology uses innovative polymer spring elements that adjust their stiffness in real-time to match changing vibration frequencies. This unique self-tuning property ensures consistent performance, even under fluctuating machining conditions. The above picture illustrates our STMD technology versus the prior-art solution on the market.

The result? Superior surface finishes, tighter tolerances, enhanced process reliability, and significantly boosted productivity.

### Why Choose MAQ Tools?

- **Simplicity Meets Ingenuity:** Our tools are easy to implement and outperform leading competitors.
- **Cost Savings:** Reduce tooling and overall machining costs while cutting down setup time and eliminating secondary operations.
- **High Efficiency:** No need for manual tuning—our tools do the work for you.

With MAQ, machining becomes effortless, efficient, and cost-effective. Join the movement to simplify machining and experience the MAQ difference today!

## Contents

<b>Milling</b> .....	<b>5</b>
Modular Arbor A/B – ISO 6462 .....	5
BT 40 and BT50 .....	5
SK40 and SK50 .....	6
Monoblock milling tools .....	7
Insert – XDMT .....	7
Insert - APKT .....	7
Insert – AOMT.....	7
Milling tool inserts .....	8
Modular milling tool with thread .....	9
Threaded indexable milling heads .....	9
<b>Rotational boring</b> .....	<b>10</b>
Fine boring tools .....	10
Boring master shank - HSK.....	11
Boring master shank -BT / SK / CAT .....	12
Fine boring inserts .....	13
Taper reducer adapters .....	13
<b>Turning 3-6xD</b> .....	<b>14</b>
Straight holder (3-6xD) with fixed cutter heads (Metric) .....	14
Straight holder (3-6xD) with fixed cutter heads (Inch) .....	16
<b>Turning 6-9xD</b> .....	<b>17</b>
Straight holder (6-9xD) with SL (Serration Lock) interface (Metric) .....	17
Straight holder (6-9xD) with SL (Serration Lock) interface (Inch) .....	18
<b>Turning 8-12xD</b> .....	<b>19</b>
Straight holder (8-12xD) with fixed cutter heads (Metric) .....	19
Straight holder (8-12xD) with fixed cutter heads (Inch) .....	20
Small tool inserts .....	21
Straight holder (8-12xD) with SL (Serration Lock) interface (Metric) .....	23
Straight holder (8-12xD) with SL (Serration Lock) interface (Inch) .....	24
<b>Turning 11-15xD</b> .....	<b>25</b>
Straight holder (11-15xD) with SL (Serration Lock) interface (Metric) .....	25
Straight holder (11-15xD) with SL (Serration Lock) interface (Inch) .....	26
<b>Turning – Multitask with modular backends.</b> .....	<b>27</b>
Standard: PSC32 (with SL interface and exchangeable heads).....	27
Standard: PSC40 (with SL interface and exchangeable heads).....	28
Standard: PSC50 (with SL interface and exchangeable heads).....	28
Standard: PSC63 (with SL interface and exchangeable heads).....	29
Standard: PSC80 (with SL interface and exchangeable heads).....	30
Standard: HSK63T (with SL interface and exchangeable heads) .....	31
Standard: HSK100T (with SL interface and exchangeable heads) .....	31
Standard: KM63 XMZ (with SL interface and exchangeable heads) .....	32
Standard: VDI30 (with SL interface and exchangeable heads) .....	33
Standard: VDI40 (with SL interface and exchangeable heads) .....	34
Standard: VDI50 (with SL interface and exchangeable heads) .....	35

Standard: VDI60 (with SL interface and exchangeable heads) .....	35
<b>Tools with KL interface .....</b>	<b>36</b>
<b>Burnishing .....</b>	<b>37</b>
MAQ Diamond Burnishing Tool – Quick-Start Guide .....	37
Diamond burnishing tools – Monoblock .....	38
Diamond burnishing heads .....	39
Diamond burnishing nibs .....	39
<b>Cutter heads – Positive ISO inserts .....</b>	<b>40</b>
SDUCR, SDUCL for DCMT Inserts .....	40
SDQCR, SDQCL for DCMT Inserts .....	41
SDXCR, SDXCL for DCMT Inserts .....	42
Back boring – B-SDUCR, B-SDUCL for DCMT Inserts .....	43
STFCR, STFCL for TCMT Inserts .....	44
STFPR for TPMT Inserts .....	45
SCLCR, SCLCL for CCMT Inserts .....	46
SVUCR, SVUCL for VCMT Inserts .....	47
SVJCR, SVJCL for VCMT Inserts .....	48
Back boring – B-SVUCR for VCMT Inserts .....	49
<b>Cutter heads – Negative ISO inserts .....</b>	<b>50</b>
PDUNR, PDUNL for DNMG Inserts .....	50
PTFNR, PTFNL for TNMG Inserts .....	51
PCLNR, PCLNL for CNMG Inserts .....	51
PWLNR, PWLNL for WNMG Inserts .....	52
DDUNR, DDUNL for DNMG Inserts .....	53
DCLNR, DCLNL for CNMG Inserts .....	53
DVUNR, DVUNL for VNMG Inserts .....	54
<b>Cutter heads – - Threading .....</b>	<b>55</b>
Thread turning inserts .....	56
<b>Cutter heads – Grooving .....</b>	<b>57</b>
KIGBA for GBA43 insert .....	57
KIGBA grooving inserts .....	57
<b>SL blanks for custom cutter heads .....</b>	<b>58</b>
SL blanks Left hand .....	58
SL blanks Right hand .....	58
<b>Fixtures and adapters .....</b>	<b>58</b>
SL adapters .....	59
Reduction sleeves .....	60
<b>Accessories .....</b>	<b>63</b>
Level Indicator/Digital protractor (angle inclinometer) .....	63
Insert screws .....	63
Cutter head screws .....	64
Shims .....	64
Service kit for P clamp heads (includes level, shim, slot screw, spring) .....	65
Service kit for D clamp heads (includes Cap, Cap screw, shim, shim screw and spring) .....	65
Coolant adapters for steel bars .....	66

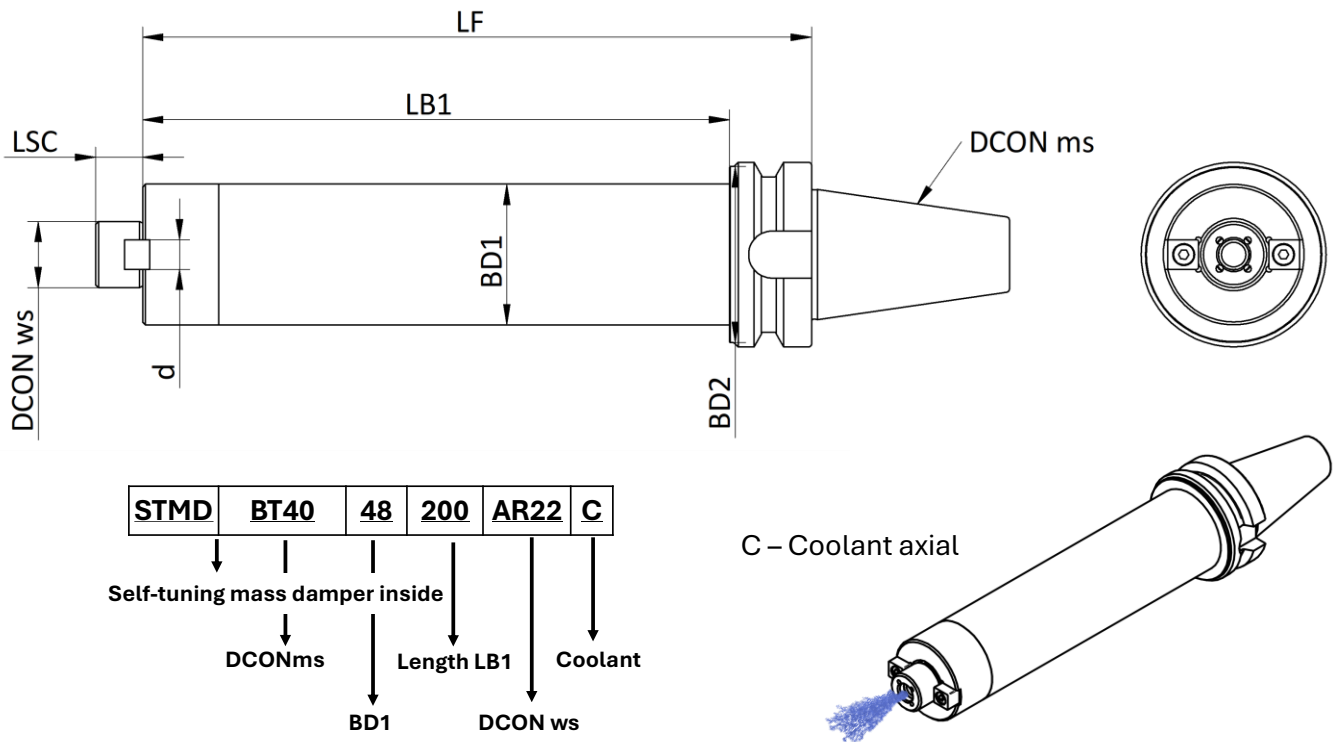
Coolant adapters for carbide bars .....	66
<b>MAQ Inserts .....</b>	<b>67</b>
Master inserts for ISO turning .....	67
Small tool inserts .....	68
KIGBA grooving inserts .....	69
Thread turning inserts .....	70
Fine boring inserts: .....	71
Milling tool inserts .....	71

# Milling

## Modular Arbor A/B – ISO 6462

BT 40 and BT50

Ask MAQ for expected delivery time



Standard: BT40 (with Metric Arbor interface)													
Part number	Type	DCON <sub>ms</sub>	BD <sub>1</sub> (mm)	LB <sub>1</sub> (mm)	LF (mm)	DCON <sub>ws</sub>	LSC (mm)	BD <sub>2</sub> (mm)	d (mm)	Max RPM	Balancing <sup>a</sup>	Thread	
310132	STMD BT40 38-160 AR16 C	BT40	38	160	188	16	11	60	8	16000	NO	M8	2.5
310133	STMD BT40 38-200 AR16 C	BT40	38	200	228	16	11	60	8	8000	NO	M8	2.8
310134	STMD BT40 38-240 AR16 C	BT40	38	240	268	16	11	60	8	5000	NO	M8	3.2
310135	STMD BT40 48-150 AR22 C	BT40	48	150	178	22	16	60	10	10000	NO	M10	3.2
310136	STMD BT40 48-200 AR22 C	BT40	48	200	228	22	16	60	10	8000	NO	M10	3.8
310137	STMD BT40 48-250 AR22 C	BT40	48	250	278	22	16	60	10	5000	NO	M10	4.5
310204	STMD BT40 48-300 AR22 C	BT40	48	300	328	22	16	60	10	4000	NO	M10	5.2

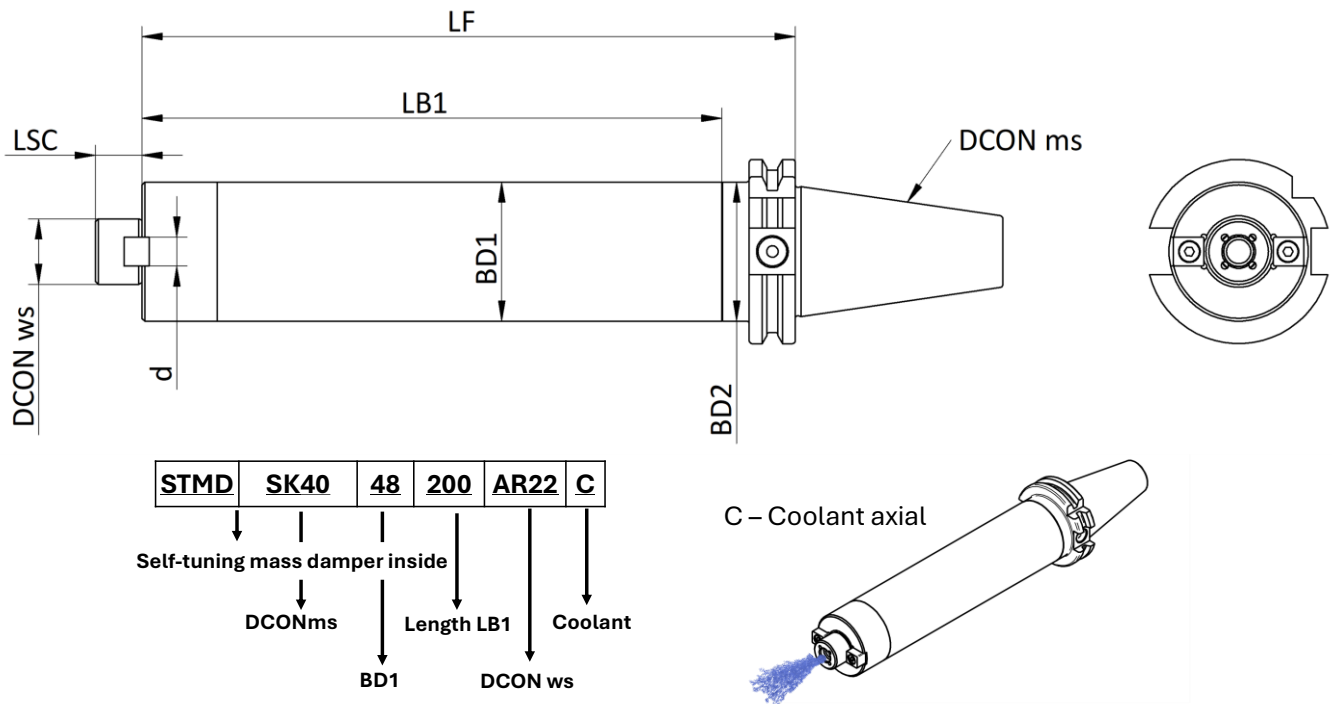
a - with a floating mass and naturally not balanced

Standard: BT50 (with Metric Arbor interface)													
Part number	Type	DCON <sub>ms</sub>	BD <sub>1</sub> (mm)	LB <sub>1</sub> (mm)	LF (mm)	DCON <sub>ws</sub>	LSC (mm)	BD <sub>2</sub> (mm)	d (mm)	Max RPM	Balancing <sup>a</sup>	Thread	
310141	STMD BT50 38-160 AR16 C	BT50	38	160	195	16	11	NA	8	16000	NO	M8	5.0
310142	STMD BT50 38-200 AR16 C	BT50	38	200	235	16	11	NA	8	8000	NO	M8	5.3
310143	STMD BT50 38-240 AR16 C	BT50	38	240	275	16	11	NA	8	5000	NO	M8	5.7
310144	STMD BT50 48-150 AR22 C	BT50	48	150	185	22	16	NA	10	10000	NO	M10	5.7
310145	STMD BT50 48-200 AR22 C	BT50	48	200	235	22	16	NA	10	8000	NO	M10	6.3
310146	STMD BT50 48-250 AR22 C	BT50	48	250	285	22	16	NA	10	5000	NO	M10	7.0
310205	STMD BT50 48-300 AR22 C	BT50	48	300	335	22	16	NA	10	4000	NO	M10	7.7
310153	STMD BT50 60-240 AR27 C	BT50	60	240	275	27	18	NA	12	14000	NO	M12	8.6
310154	STMD BT50 60-300 AR27 C	BT50	60	300	335	27	18	NA	12	10000	NO	M12	10.0
310155	STMD BT50 60-360 AR27 C	BT50	60	360	395	27	18	NA	12	7000	NO	M12	11.3
310160	STMD BT50 78-240 AR32 C	BT50	78	240	275	32	18	NA	14	10000	NO	M16	12.1
310161	STMD BT50 78-320 AR32 C	BT50	78	320	355	32	18	NA	14	5000	NO	M16	15.4
310162	STMD BT50 78-400 AR32 C	BT50	78	400	435	32	18	NA	14	10000	NO	M16	18.5
310163	STMD BT50 78-480 AR32 C	BT50	78	480	515	32	18	NA	14	5000	NO	M16	21.6

a - with a floating mass and naturally not balanced

**SK40 and SK50**

Ask MAQ for expected delivery time



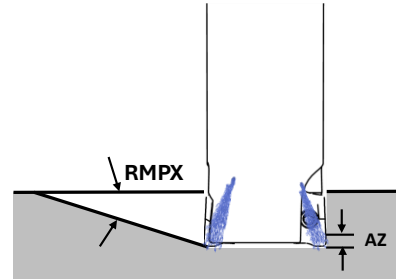
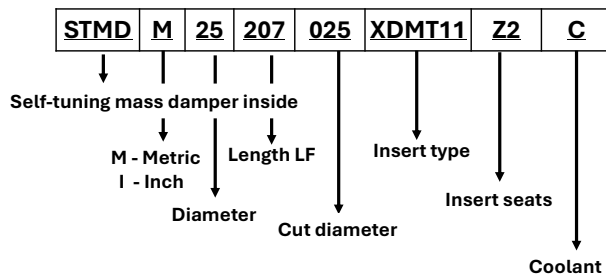
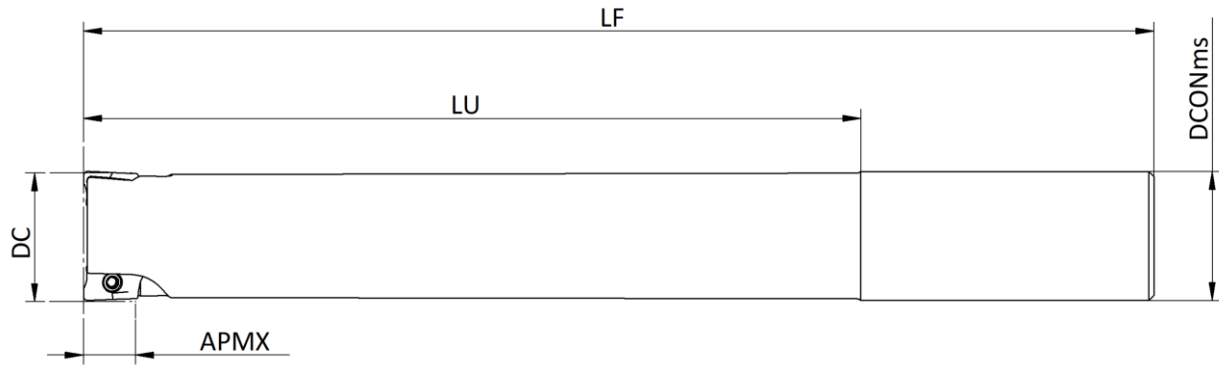
Standard: ISO40 - SK40 (with Metric Arbor interface)													
Part number	Type	DCON <sub>ms</sub>	BD <sub>1</sub> (mm)	LB <sub>1</sub> (mm)	LF (mm)	DCON <sub>ws</sub>	LSC (mm)	BD <sub>2</sub> (mm)	d (mm)	Max RPM	Balancing <sup>a</sup>	Thread	KG
310077	STMD SK40 38-160 AR16 C	SK40	38	160	185	16	11	48	8	16000	NO	M8	2.4
310078	STMD SK40 38-200 AR16 C	SK40	38	200	225	16	11	48	8	8000	NO	M8	2.7
310079	STMD SK40 38-240 AR16 C	SK40	38	240	265	16	11	48	8	5000	NO	M8	3.1
310080	STMD SK40 48-150 AR22 C	SK40	48	150	175	22	16	48	10	10000	NO	M10	3.1
310081	STMD SK40 48-200 AR22 C	SK40	48	200	225	22	16	48	10	8000	NO	M10	3.7
310082	STMD SK40 48-250 AR22 C	SK40	48	250	275	22	16	48	10	5000	NO	M10	4.4
310202	STMD SK40 48-300 AR22 C	SK40	48	300	325	22	16	48	10	4000	No	M10	5.1

a - with a floating mass and naturally not balanced

Standard: ISO50 - SK50 (with Metric Arbor interface)													
Part number	Type	DCON <sub>ms</sub>	BD <sub>1</sub> (mm)	LB <sub>1</sub> (mm)	LF (mm)	DCON <sub>ws</sub>	LSC (mm)	BD <sub>2</sub> (mm)	d (mm)	Max RPM	Balancing <sup>a</sup>	Thread	KG
310086	STMD SK50 38-160 AR16 C	SK50	38	160	176	16	11	NA	8	16000	NO	M8	4.0
310087	STMD SK50 38-200 AR16 C	SK50	38	200	216	16	11	NA	8	8000	NO	M8	4.3
310088	STMD SK50 38-240 AR16 C	SK50	38	240	256	16	11	NA	8	5000	NO	M8	4.7
310089	STMD SK50 48-150 AR22 C	SK50	48	150	166	22	16	NA	10	10000	NO	M10	4.7
310090	STMD SK50 48-200 AR22 C	SK50	48	200	216	22	16	NA	10	8000	NO	M10	5.3
310091	STMD SK50 48-250 AR22 C	SK50	48	250	266	22	16	NA	10	5000	NO	M10	6.0
310203	STMD SK50 48-300 AR22 C	SK50	48	300	316	22	16	NA	10	4000	NO	M10	6.7
310098	STMD SK50 60-240 AR27 C	SK50	60	240	256	27	18	NA	12	14000	NO	M12	7.6
310099	STMD SK50 60-300 AR27 C	SK50	60	300	316	27	18	NA	12	10000	NO	M12	9.0
310100	STMD SK50 60-360 AR27 C	SK50	60	360	376	27	18	NA	12	7000	NO	M12	10.3
310105	STMD SK50 78-240 AR32 C	SK50	78	240	256	32	18	NA	14	10000	NO	M16	11.1
310106	STMD SK50 78-320 AR32 C	SK50	78	320	336	32	18	NA	14	5000	NO	M16	14.4
310107	STMD SK50 78-400 AR32 C	SK50	78	400	416	32	18	NA	14	10000	NO	M16	17.5
310108	STMD SK50 78-480 AR32 C	SK50	78	480	496	32	18	NA	14	5000	NO	M16	20.6

a - with a floating mass and naturally not balanced

## Monoblock milling tools



### Insert – XDMT

Damped square shoulder milling tool - Monoblock															
Part number	Type	DCON <sub>ms</sub> (mm)	DC (mm)	LU (mm)	LF (mm)	RMPX (°)	AZ (mm)	Insert seat	APMX (mm)	Z	Max RPM	Balancing <sup>a</sup>	Thread screw	KG	
310001	STMD M20-171 020 XDMT11 Z2 C	20 h6	20	120	171	5.5	1	XDMT 11	10	2	32500	NO	M2.5x6	0.6	
310002	STMD M25-207 025 XDMT11 Z2 C	25 h6	25	150	207	5	1	XDMT 11	10	2	24000	NO	M2.5x6	0.9	
310003	STMD M32-254 032 XDMT11 Z2 C	32 h6	32	192	254	3.6	1	XDMT 11	10	2	15000	NO	M2.5x6	1.5	

a - with a floating mass and naturally not balanced

### Insert - APKT

Damped square shoulder milling tool - Monoblock															
Part number	Type	DCON <sub>ms</sub> (mm)	DC (mm)	LU (mm)	LF (mm)	RMPX (°)	AZ (mm)	Insert seat	APMX (mm)	Z	Max RPM	Balancing <sup>a</sup>	Thread screw	KG	
310190	STMD M20-171 020 APKT 11T3 Z2 C	20 h6	20	120	171	5.5	1	APKT 11T3	10	2	32500	NO	M2.5x6	0.6	
310191	STMD M25-207 025 APKT 11T3 Z2 C	25 h6	25	150	207	5	1	APKT 11T3	10	2	24000	NO	M2.5x6	0.9	
310192	STMD M32-254 032 APKT 11T3 Z2 C	32 h6	32	192	254	3.6	1	APKT 11T3	10	2	15000	NO	M2.5x6	1.5	

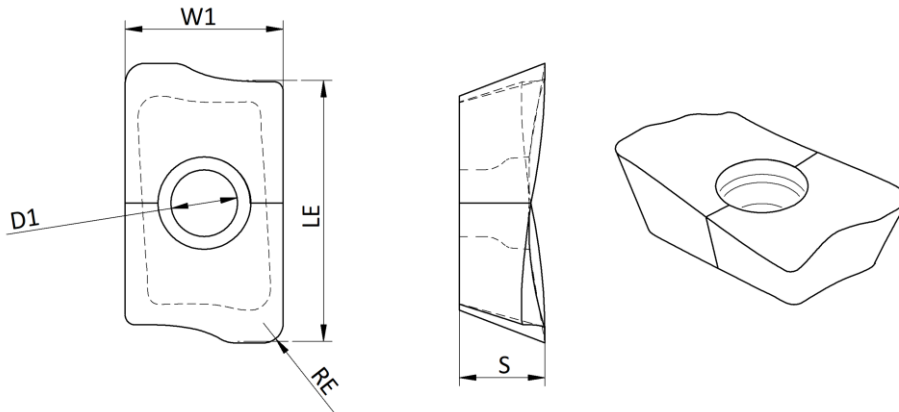
a - with a floating mass and naturally not balanced

### Insert – AOMT

Damped square shoulder milling tool - Monoblock - AOMT															
Part number	Type	DCON <sub>ms</sub> (mm)	DC (mm)	LU (mm)	LF (mm)	RMPX (°)	AZ (mm)	Insert seat	APMX (mm)	Z	Max RPM	Balancing <sup>a</sup>	Thread screw	KG	
310189	STMD M25-207 025 AOMT 1236 Z2 C	25 h6	25	150	207	5	1	AOMT 1236	10	2	24000	NO	M2.5x6	0.9	

a - with a floating mass and naturally not balanced

## Milling tool inserts

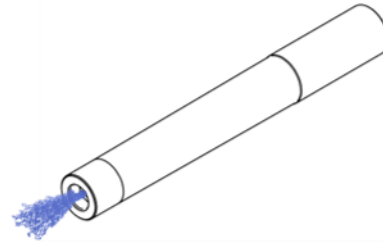
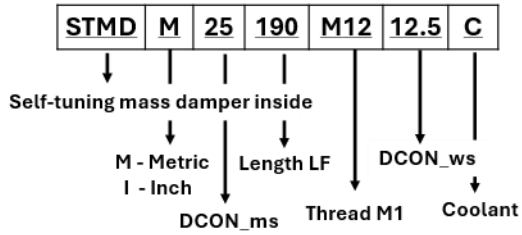
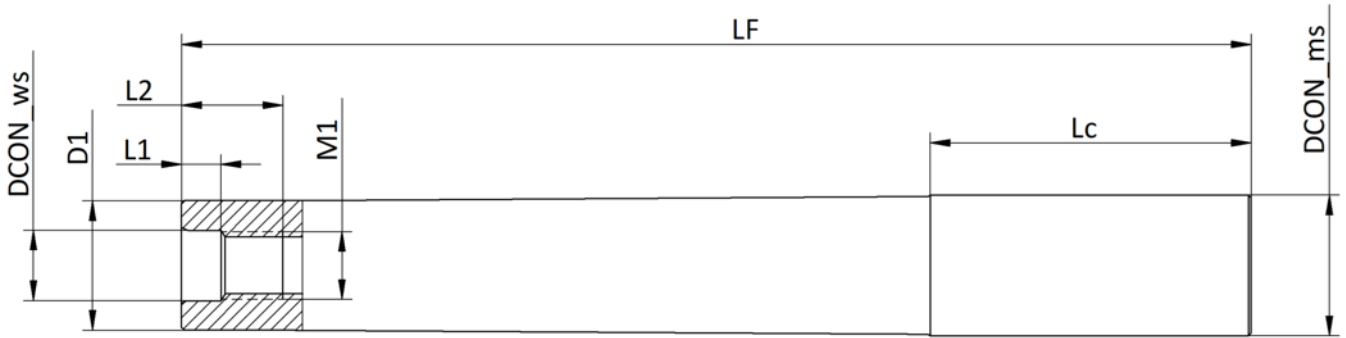


Part Number	Insert code	W1 (mm)	LE (mm)	RE (mm)	D1 (mm)	S (mm)	P	M	K	H	S	N
310004	XDMT 11T308 PM P15P (10 pcs/pack)	6.8	11	0.8	2.8	3.59	●	●	○	○	○	○
310005	XDMT 11T308 PM P25P (10 pcs/pack)	6.8	11	0.8	2.8	3.59	●	●	○	○	○	○
310006	XDMT 11T308 PL P10U Cermet (10 pcs/pack)	6.8	11	0.8	2.8	3.59	●	●	●	○	○	○
310009	XDMT 11T308 AL N05U (10 pcs/pack)	6.8	11	0.8	2.8	3.59	○	○	○	○	○	●

Part Number	Insert code	W1 (mm)	LE (mm)	RE (mm)	D1 (mm)	S (mm)	P	M	K	H	S	N
310193	APKT 11T304 PM P20P (10 pcs/pack)	6.5	12.24	0.4	2.8	3.6	●	●	○	○	○	○
310194	APKT 11T304 PM K20C (10 pcs/pack)	6.5	12.24	0.4	2.8	3.6	○	○	●	○	○	○
310195	APKT 11T304 PF S10P (10 pcs/pack)	6.5	12.24	0.4	2.8	3.6	●	●	○	○	●	○
310196	APKT 11T304 LH N05U (10 pcs/pack)	6.5	12.24	0.4	2.8	3.6	○	○	○	○	○	●
310197	APKT 11T308 PM P20P (10 pcs/pack)	6.5	12.24	0.8	2.8	3.6	●	●	○	○	○	○
310198	APKT 11T308 PM K20C (10 pcs/pack)	6.5	12.24	0.4	2.8	3.6	○	○	●	○	○	○
310199	APKT 11T308 PM S20P (10 pcs/pack)	6.5	12.24	0.8	2.8	3.6	●	●	○	○	●	○
310200	APKT 11T308 LH N05U (10 pcs/pack)	6.5	12.24	0.8	2.8	3.6	○	○	○	○	○	●

Part Number	Insert code	W1 (mm)	LE (mm)	RE (mm)	D1 (mm)	S (mm)	P	M	K	H	S	N
310201	AOMT 123608 PM P20P (10 pcs/pack)	6.6	12	0.8	2.9	3.6	●	●	○	○	○	○

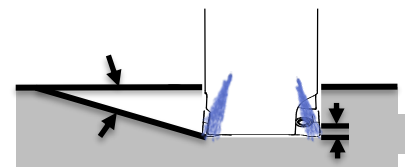
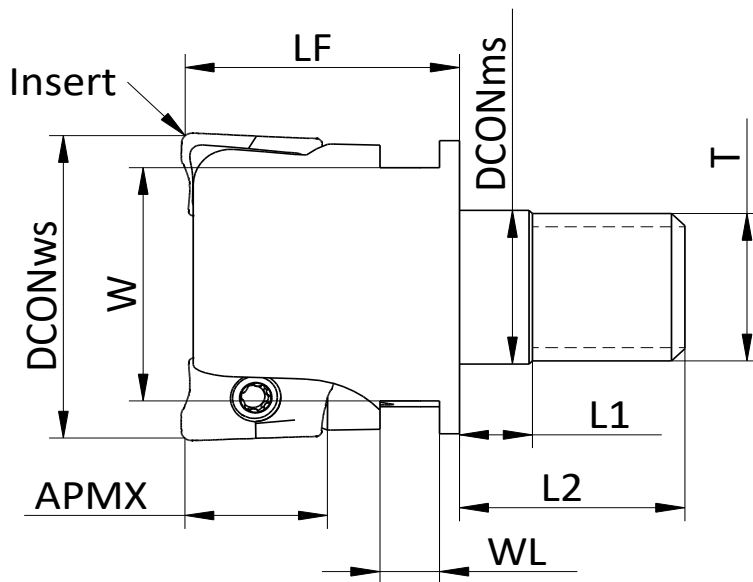
## Modular milling tool with thread



Modular milling tool with thread													
Part number	Type	DCON <sub>ms</sub> (mm)	M1	DCON <sub>ws</sub> (mm)	L1 (mm)	L2 (mm)	Lc (mm)	LF (mm)	D1 (mm)	Max RPM	Balancing <sup>a</sup>		
310187	STMD M25-190 25 M12-12.5 C	25 h6	M12x1.75	12.5	7	18	57	190	23	24000	NO	0.7	
310188	STMD M32-236 32 M16-17.0 C	32 h6	M16x2	17	7	20	62	236	30	15000	NO	1.2	

a - with a floating mass and naturally not balanced

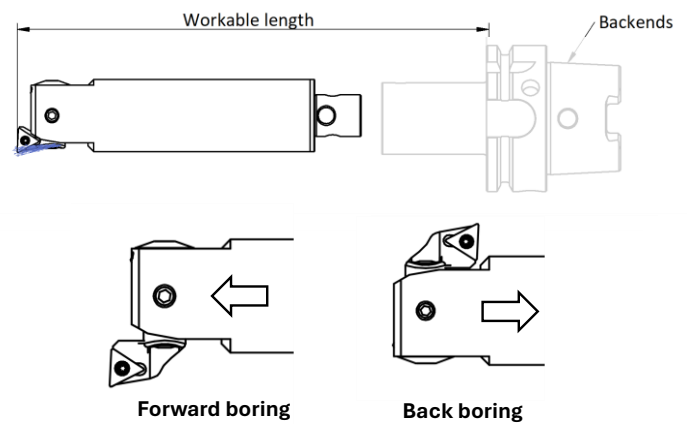
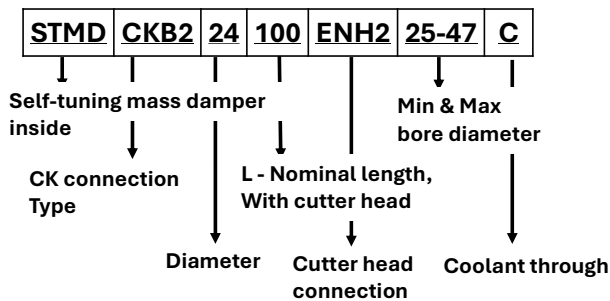
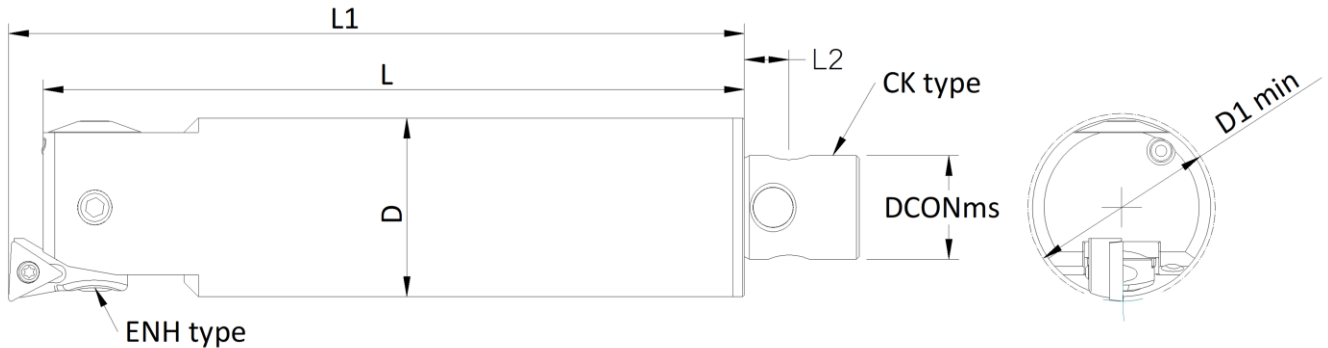
## Threaded indexable milling heads



Modular milling cutter head with thread															
Part number	Type	DCON <sub>ms</sub> (mm)	T	DC (mm)	LF (mm)	APMX (mm)	AZ (mm)	Insert seat	L1 (mm)	L2 (mm)	W (mm)	WL (mm)	Z	Thread screw	
310206	M12x17-12.5x5 26 XDMT11 Z3 C	12.5	M12	26	19	10	1	XDMT 11T3	5	17	19	4.3	3	M2.5x6	0.05
310207	M16x19-17x5.5 33 XDMT11 Z4 C	17	M16	33	19	10	1	XDMT 11T3	5.5	19	26	4.3	4	M2.5x6	0.09

# Rotational boring

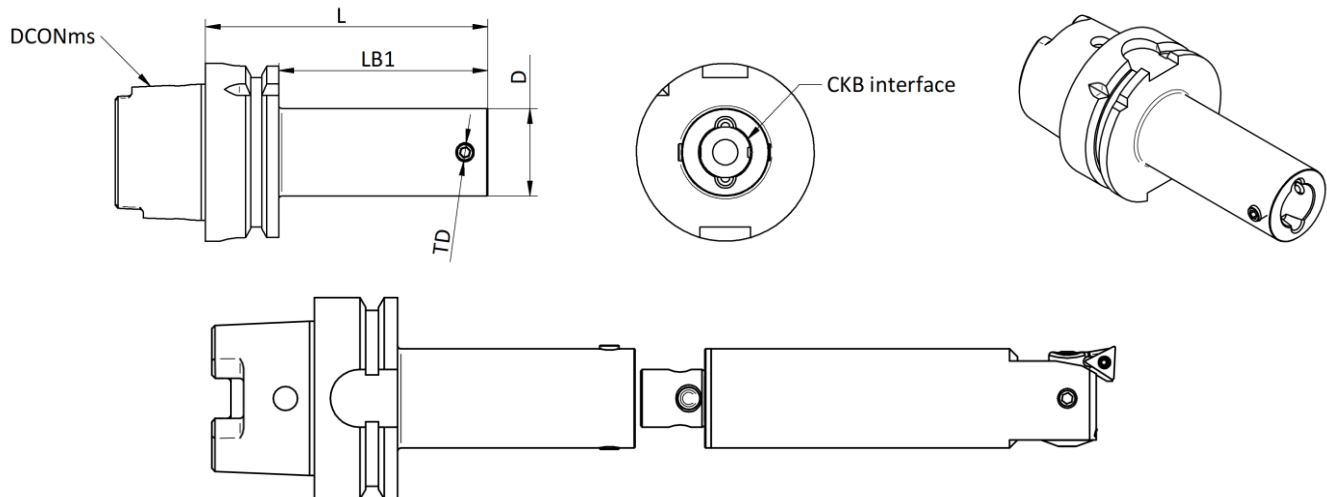
## Fine boring tools




Fine boring tools with CK backends (1 scale = 0.01 mm or 0.0004 inch)										Forward		Back Boring			
Part number	Type	Workable length (mm)	D (mm)	D1 min (mm)	DCONms (mm)	L (mm)	L2 (mm)		Part number	Insert holder	Diameter D1 (mm)	L1 (mm)	Diameter D1 (mm)	L1 (mm)	Insert
301274	STMD CKB1 19-080 ENH1 (20-36) C	80-140	19	20	11	80	4.75	0.2	301359	ENH 1-1	20-26	83	-	-	TP0802
									301360	ENH 1-2	25-31	83	-	-	TP0802
									301361	ENH 1-3	30-36	83	30-36	61	TP0802
301349	STMD CKB2 24-100 ENH2 (25-47) C	100-175	24	25	14	99	6.25	0.4	301362	ENH 2-1	25-33	100.5	-	-	TP0802
									301363	ENH 2-2	32-40	100.5	-	-	TP0802
									301364	ENH 2-3	39-47	100.5	39-47	76.5	TP0802
301350	STMD CKB3 31-128 ENH3 (32-60) C	128-224	31	32	18	122	7.75	0.9	301365	ENH 3-1	32-47	128	-	-	TP0802
									301366	ENH 3-2	41-51	128	-	-	TP0802
									301367	ENH 3-3	50-60	128	50-60	98	TP0802
301351	STMD CKB4 39-160 ENH4 (41-74) C	160-280	39	41	22	155.5	9.65	1.3	301368	ENH 4-1	41-54	160	-	-	TC1102
									301369	ENH 4-2	50-63	160	53-63	127	TC1102
									301370	ENH 4-3	61-74	160	61-74	127	TC1102
301352	STMD CKB5 50-200 ENH5 (53-95) C	200-350	50	53	28	196	12.5	3.5	301371	ENH 5-1	53-70	200	62-70	162	TC1102
									301372	ENH 5-2	65-82	200	65-82	162	TC1102
									301373	ENH 5-3	78-95	200	78-95	162	TC1102
301353	STMD CKB6 64-240 ENH6 (68-150) C	240-448	64	68	36	235	15.5	6.1	301374	ENH 6-1	68-100	240	80-100	191	TC1102
									301375	ENH 6-2	94-126	240	94-126	191	TC1102
									301376	ENH 6-3	118-150	240	118-150	191	TC1102

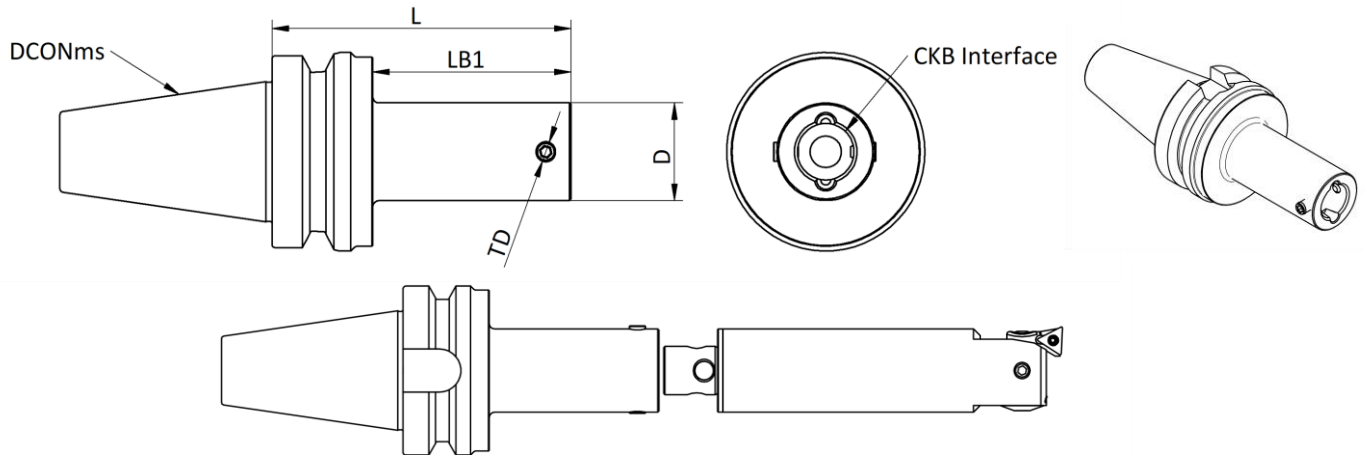
Insert holders, type 1, type 2 and type 3 are included by default when delivering boring tools.

## Boring master shank - HSK



Part number	Type	DCON <sub>MS</sub>	CK	D (mm)	L (mm)	LB1	TD		Stock
301437	HSK63A CKB1 - 075L	HSK63A	CKB1	19	75	46	M4x0.5	0.9	●
301438	HSK63A CKB2 - 090L	HSK63A	CKB2	24	90	61	M5x0.5	1.0	●
301439	HSK63A CKB3 - 100L	HSK63A	CKB3	31	100	71	M6x0.75	1.1	●
301440	HSK63A CKB4 - 090L	HSK63A	CKB4	39	90	61	M8x0.75	1.2	●
301441	HSK63A CKB4 - 130L	HSK63A	CKB4	39	130	101	M8x0.75	1.5	○
301442	HSK63A CKB5 - 080L	HSK63A	CKB5	50	80	51	M10x1.0	1.3	●
301443	HSK63A CKB5 - 135L	HSK63A	CKB5	50	135	106	M10x1.0	1.8	○
301444	HSK63A CKB6 - 080L	HSK63A	CKB6	63	80	51	M12x1.0	1.5	●
301445	HSK63A CKB6 - 115L	HSK63A	CKB6	63	115	86	M12x1.0	2.3	○
301446	HSK63A CKB6 - 150L	HSK63A	CKB6	63	150	121	M12x1.0	3.1	○
301447	HSK63A CKB6 - 180L	HSK63A	CKB6	63	180	151	M12x1.0	3.9	○
●	Stock item								
○	3 weeks' s delivery time								

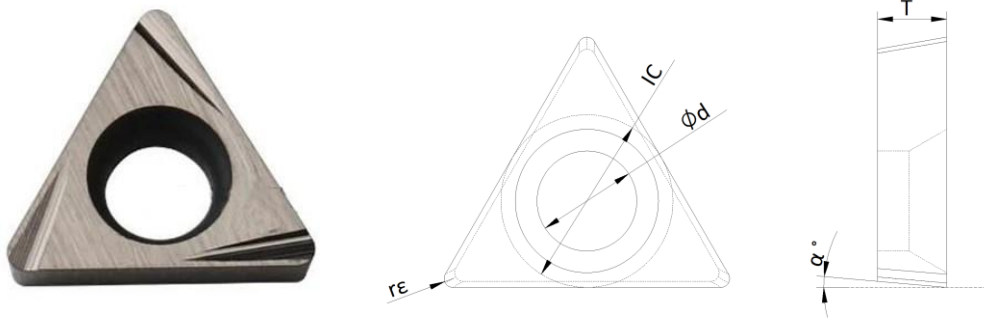
## Boring master shank -BT / SK / CAT



Part number	Type	DCON <sub>MS</sub>	CK	D (mm)	L (mm)	LB1	TD	KG	Stock
301448	BT40 CKB1 - 070L	BT40	CKB1	19	70	43	M4x0.5	1.1	●
301449	BT40 CKB2 - 075L	BT40	CKB2	24	75	48	M5x0.5	1.2	●
301450	BT40 CKB3 - 080L	BT40	CKB3	31	80	53	M6x0.75	1.3	●
301451	BT40 CKB4 - 070L	BT40	CKB4	39	70	43	M8x0.75	1.5	●
301452	BT40 CKB4 - 100L	BT40	CKB4	39	100	73	M8x0.75	1.9	○
301453	BT40 CKB5 - 060L	BT40	CKB5	50	60	33	M10x1.0	1.6	●
301454	BT40 CKB5 - 100L	BT40	CKB5	50	100	73	M10x1.0	2.3	○
301455	BT40 CKB6 - 060L	BT40	CKB6	63	60	33	M12x1.0	1.6	●
301456	BT40 CKB6 - 100L	BT40	CKB6	63	115	88	M12x1.0	2.6	○
301457	BT40 CKB6 - 150L	BT40	CKB6	63	165	138	M12x1.0	3.6	○
301458	BT40 CKB6 - 180L	BT40	CKB6	63	205	178	M12x1.0	4.6	○
301459	SK40 CKB1 - 075L	SK40	CKB1	19	75	55,9	M4x0.5	1.1	●
301460	SK40 CKB2 - 085L	SK40	CKB2	24	85	65,9	M5x0.5	1.2	●
301461	SK40 CKB3 - 095L	SK40	CKB3	31	95	75,9	M6x0.75	1.3	●
301462	SK40 CKB4 - 085L	SK40	CKB4	39	85	65,9	M8x0.75	1.5	●
301463	SK40 CKB4 - 130L	SK40	CKB4	39	130	110,9	M8x0.75	1.9	○
301464	SK40 CKB5 - 075L	SK40	CKB5	50	75	55,9	M10x1.0	1.6	●
301465	SK40 CKB5 - 125L	SK40	CKB5	50	125	105,9	M10x1.0	2.3	○
301466	SK40 CKB6 - 065L	SK40	CKB6	63	65	45,9	M12x1.0	1.6	●
301467	SK40 CKB6 - 115L	SK40	CKB6	63	115	95,9	M12x1.0	2.6	○
301468	SK40 CKB6 - 165L	SK40	CKB6	63	165	145,9	M12x1.0	3.6	○
301469	SK40 CKB6 - 205L	SK40	CKB6	63	205	185,9	M12x1.0	4.6	○
301470	CAT40 CKB1 - 075L	CAT40	CKB1	19	75	59,1	M4x0.5	1.1	●
301471	CAT40 CKB2 - 085L	CAT40	CKB2	24	85	69,1	M5x0.5	1.2	●
301472	CAT40 CKB3 - 095L	CAT40	CKB3	31	95	79,1	M6x0.75	1.3	●
301473	CAT40 CKB4 - 085L	CAT40	CKB4	39	85	69,1	M8x0.75	1.5	●
301474	CAT40 CKB4 - 130L	CAT40	CKB4	39	130	114,1	M8x0.75	1.9	○
301475	CAT40 CKB5 - 075L	CAT40	CKB5	50	75	59,1	M10x1.0	1.6	●
301476	CAT40 CKB5 - 125L	CAT40	CKB5	50	125	109,1	M10x1.0	2.3	○
301477	CAT40 CKB6 - 065L	CAT40	CKB6	63	65	49,1	M12x1.0	1.6	●
301478	CAT40 CKB6 - 115L	CAT40	CKB6	63	115	99,1	M12x1.0	2.6	○
301479	CAT40 CKB6 - 165L	CAT40	CKB6	63	165	149,1	M12x1.0	3.6	○
301480	CAT40 CKB6 - 205L	CAT40	CKB6	63	205	189,1	M12x1.0	4.6	○

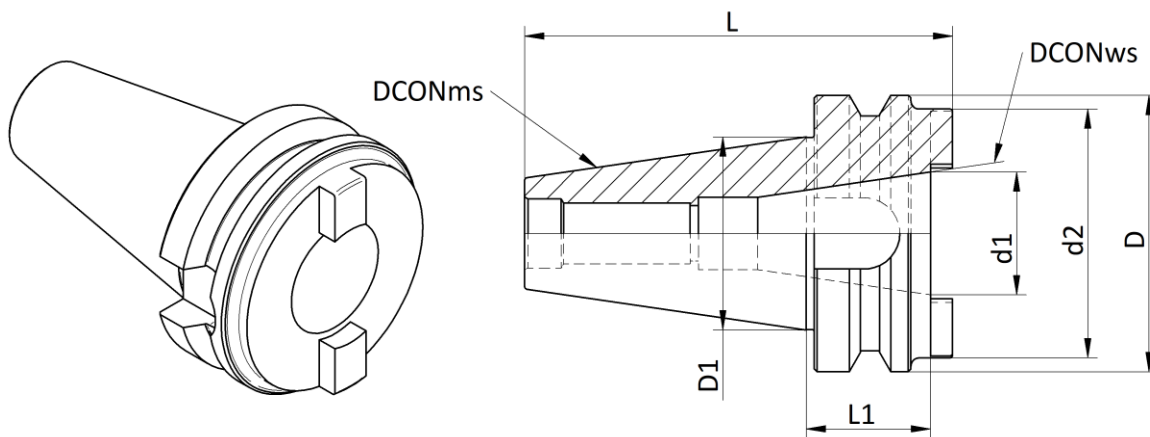
●	Stock item
○	3 weeks' s delivery time

## Fine boring inserts



Part Number	Insert Type	IC	d	T	rε	α	P	M	K	H	S	N
301489	TPGH 080202 L - FF P05U Cermet, 10 pcs	4.76	2.3	2.38	0.2	11	●	●	●	-	-	-
301490	TPGH 080204 L - FF P05U Cermet, 10 pcs	4.76	2.3	2.38	0.4	11	●	●	●	-	-	-
301491	TPGH 080202 L - FF P10C Carbide, 10 pcs	4.76	2.3	2.38	0.2	11	●	○	●	○	○	-
301492	TPGH 080204 L - FF P10C Carbide, 10 pcs	4.76	2.3	2.38	0.4	11	●	○	●	○	○	-
301493	TPGH 080202 L - FF N10U Carbide, 10 pcs	4.76	2.3	2.38	0.2	11	-	-	-	-	-	●
301494	TPGH 080204 L - FF N10U Carbide, 10 pcs	4.76	2.3	2.38	0.4	11	-	-	-	-	-	●
301495	TPGH 080202 N01 PCD, 1 pcs	4.76	2.3	2.38	0.2	11	-	-	-	-	-	●
301496	TPGH 080204 N01 PCD, 1 pcs	4.76	2.3	2.38	0.4	11	-	-	-	-	-	●
301497	TPGH 110204 L - FF P05U Cermet, 10 pcs	6.35	3.4	2.38	0.4	11	●	●	●	-	-	-
301498	TPGH 110204 L - FF P10C Carbide, 10 pcs	6.35	3.4	2.38	0.4	11	●	○	●	○	○	-
301499	TPGH 110204 L - FF N10U Carbide, 10 pcs	6.35	3.4	2.38	0.4	11	-	-	-	-	-	●
301500	TCGT 110204 N01 PCD, 1 pcs	6.35	3.4	2.38	0.4	11	-	-	-	-	-	●

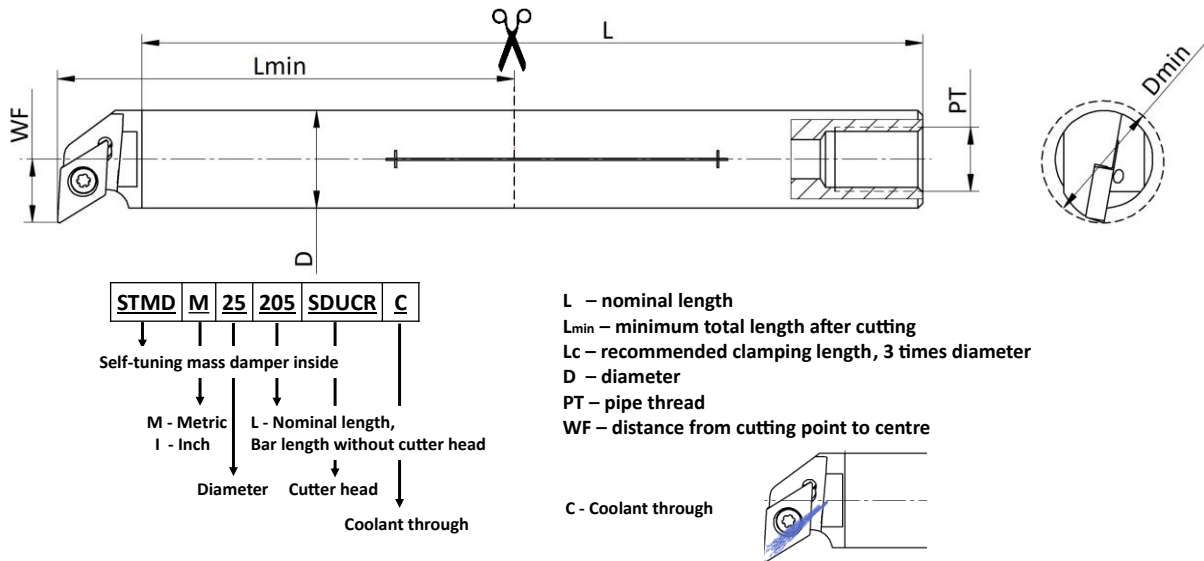
## Taper reducer adapters



Part Number	Type	DCONms	DCONws	d1 (mm)	d2 (mm)	D (mm)	D1 (mm)	L (mm)	L1 (mm)	Screw Thread	KG
301649	BT50 - BT40 45L Adapter	BT50	BT40	44.45	90	100	69.85	150	45	M16	3.6
301650	SK50 - SK40 45L Adapter	SK50	SK40	44.45	80	97.5	69.85	147	45	M16	3.6

## Turning 3-6xD

### Straight holder (3-6xD) with fixed cutter heads (Metric)





Standard: Metric (with fixed head SDUCR for DCMT insert)													
Part number	Type	Dmin (mm)	Workable length <sup>b</sup> (mm)	Lmin (mm)	OAL (mm)	Lc (mm)	WF (mm)	LAMS (°)	GAMO (°)	Master insert	Insert screw	PT	KG
300205	STMD M12-108 SDUCR C	16	36-72	72	120	36	9	-6	0	DCMT 070204	IS M2.5x6.0	G ¼	0.1
300176	STMD M16-138 SDUCR C 0702	20	48-96	96	158	48	11	-8	0	DCMT 070204	IS M2.5x6.0	G ¼	0.2
301431	STMD M16-138 SDUCR C 11T3	25	48-96	96	162	48	14	-8	0	DCMT 11T304	IS M3.5x10.0	G ¼	0.2
300177	STMD M20-160 SDUCR C	25	60-120	120	189	60	13	-10	0	DCMT 11T304	IS M3.5x10.0	G ¼	0.4
300110	STMD M25-205 SDUCR C	32	75-150	155	247	75	17	-10	0	DCMT 11T304	IS M3.5x10.0	G ¼	0.6
300178	STMD M32-256 SDUCR C	40	96-192	192	288	96	22	-10	0	DCMT 11T304	IS M3.5x10.0	G ½	1.2
300179	STMD M40-320 SDUCR C	50	120-240	240	359	120	27	-10	0	DCMT 11T304	IS M3.5x10.0	G ½	2.4


Standard: Metric (with fixed head SCLCR for CCMT insert)													
Part number	Type	Dmin (mm)	Workable length <sup>b</sup> (mm)	Lmin (mm)	OAL (mm)	Lc (mm)	WF (mm)	LAMS (°)	GAMO (°)	Master insert	Insert screw	PT	KG
300206	STMD M12-108 SCLCR C	16	36-72	72	120	36	8,5	-6	0	CCMT 060204	IS M2.5x6.0	G ¼	0.1
300186	STMD M16-138 SCLCR C	20	48-96	96	158	48	11	-6	0	CCMT 060204	IS M2.5x6.0	G ¼	0.2
300188	STMD M20-160 SCLCR C	25	60-120	120	189	60	13	-10	0	CCMT 09T304	IS M3.5x10.0	G ¼	0.4
300184	STMD M25-205 SCLCR C	32	75-150	155	247	75	17	-10	0	CCMT 09T304	IS M3.5x10.0	G ¼	0.6
300183	STMD M32-256 SCLCR C	40	96-192	192	288	96	22	-8	0	CCMT 09T304	IS M3.5x10.0	G ½	1.2
300181	STMD M40-320 SCLCR C	50	120-240	240	359	120	27	-10	0	CCMT 09T304	IS M3.5x10.0	G ½	2.4

Standard: Metric (with fixed head STFCR for TCMT insert)													
Part number	Type	Dmin (mm)	Workable length <sup>b</sup> (mm)	Lmin (mm)	OAL (mm)	Lc (mm)	WF (mm)	LAMS (°)	GAMO (°)	Master insert	Insert screw	PT	KG
300207	STMD M12-108 STFCR C 0902	16	36-72	72	120	36	9	-6	0	TCMT 090204	IS M2.2x5.0	G ¼	0.1
300587	STMD M12-108 STFCR C 1102	16	36-72	72	120	36	9	-6	0	TCMT 110204	IS M2.5x6.0	G ¼	0.1
300187	STMD M16-138 STFCR C 0902	20	48-96	96	151	48	11	-6	0	TCMT 090204	IS M2.2x5.0	G ¼	0.2
300588	STMD M16-138 STFCR C 1102	20	48-96	96	160	48	11	-6	0	TCMT 110204	IS M2.5x6.0	G ¼	0.2
300589	STMD M20-160 STFCR C 1102	25	60-120	120	189	60	13	-6	0	TCMT 110204	IS M2.5x8.0	G ¼	0.4
300189	STMD M20-160 STFCR C 1103	25	60-120	120	176	60	13	-4	0	TCMT 110304	IS M2.5x8.0	G ¼	0.4
300590	STMD M25-205 STFCR C 1102	32	75-150	155	247	75	17	-4	0	TCMT 110204	IS M2.5x8.0	G ¼	0.6
300185	STMD M25-205 STFCR C 1103	32	75-150	155	222	75	17	-4	0	TCMT 110304	IS M2.5x8.0	G ¼	0.6
300180	STMD M32-256 STFCR C 16T3	40	96-192	192	288	96	22	-6	0	TCMT 16T304	IS M3.5x10.0	G ½	1.2
300182	STMD M40-320 STFCR C 16T3	50	120-240	240	359	120	27	-6	0	TCMT 16T304	IS M3.5x10.0	G ½	2.4

<sup>b</sup> – measured from the cutting edge to the clamping

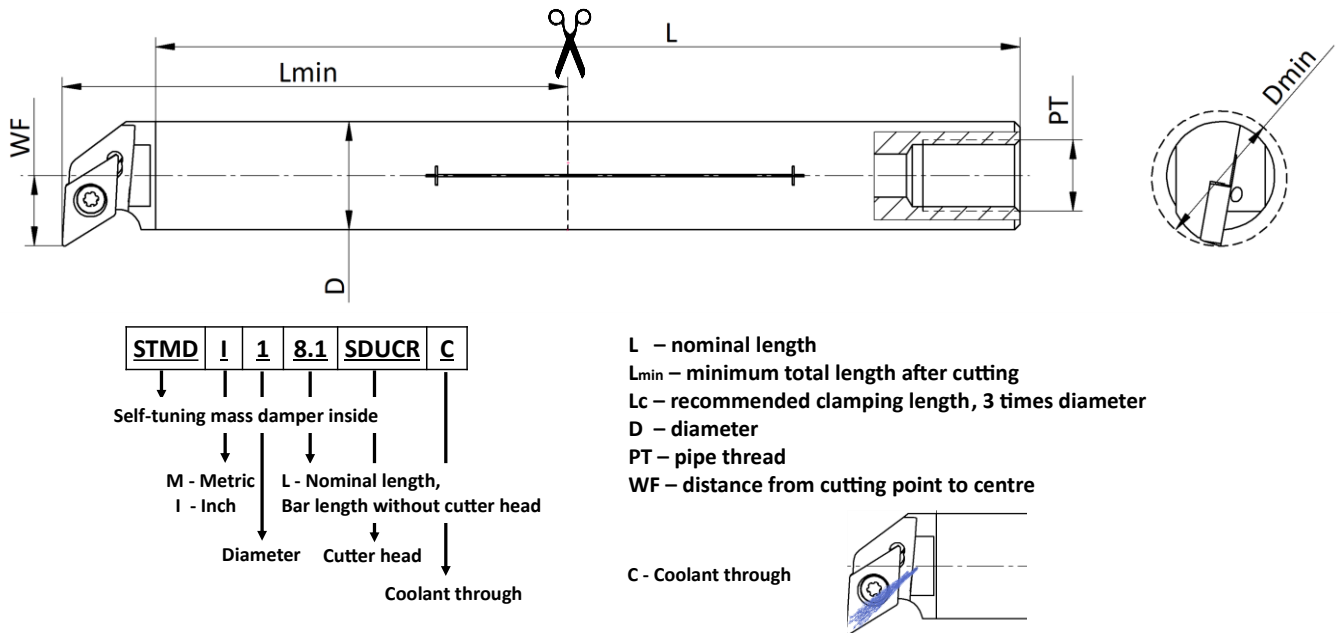
Standard: Metric (with fixed head SDUCL for DCMT insert)													
Part number	Type	Dmin (mm)	Workable length <sup>b</sup> (mm)	Lmin (mm)	OAL (mm)	Lc (mm)	WF (mm)	LAMS (°)	GAMO (°)	Master insert	Insert screw	PT	
300405	STMD M12-108 SDUCL C	16	36-72	72	120	36	9	-6	0	DCMT 070204	IS M2.5x6.0	G ½	0.1
300406	STMD M16-138 SDUCL C 0702	20	48-96	96	158	48	11	-8	0	DCMT 070204	IS M2.5x6.0	G ½	0.2
300407	STMD M20-160 SDUCL C	25	60-120	120	189	60	13	-10	0	DCMT 11T304	IS M3.5x10.0	G ½	0.4
300408	STMD M25-205 SDUCL C	32	75-150	155	247	75	17	-10	0	DCMT 11T304	IS M3.5x10.0	G ½	0.6
300409	STMD M32-256 SDUCL C	40	96-192	192	288	96	22	-10	0	DCMT 11T304	IS M3.5x10.0	G ½	1.2
300410	STMD M40-320 SDUCL C	50	120-240	240	359	120	27	-10	0	DCMT 11T304	IS M3.5x10.0	G ½	2.4

Standard: Metric (with fixed head SCLCL for CCMT insert)													
Part number	Type	Dmin (mm)	Workable length <sup>b</sup> (mm)	Lmin (mm)	OAL (mm)	Lc (mm)	WF (mm)	LAMS (°)	GAMO (°)	Master insert	Insert screw	PT	
300411	STMD M12-108 SCLCL C	16	36-72	72	120	36	8,5	-6	0	CCMT 060204	IS M2.5x6.0	G ½	0.1
300412	STMD M16-138 SCLCL C	20	48-96	96	158	48	11	-8	0	CCMT 060204	IS M2.5x6.0	G ½	0.2
300413	STMD M20-160 SCLCL C	25	60-120	120	189	60	13	-10	0	CCMT 09T304	IS M3.5x10.0	G ½	0.4
300414	STMD M25-205 SCLCL C	32	75-150	155	247	75	17	-10	0	CCMT 09T304	IS M3.5x10.0	G ½	0.6
300415	STMD M32-256 SCLCL C	40	96-192	192	288	96	22	-10	0	CCMT 09T304	IS M3.5x10.0	G ½	1.2
300416	STMD M40-320 SCLCL C	50	120-240	240	359	120	27	-10	0	CCMT 09T304	IS M3.5x10.0	G ½	2.4

Standard: Metric (with fixed head STFCL for TCMT insert)													
Part number	Type	Dmin (mm)	Workable length <sup>b</sup> (mm)	Lmin (mm)	OAL (mm)	Lc (mm)	WF (mm)	LAMS (°)	GAMO (°)	Master insert	Insert screw	PT	
300591	STMD M12-108 STFCL C 1102	16	36-72	72	120	36	9	-6	0	TCMT 110204	IS M2.5x6.0	G ½	0.1
300592	STMD M16-138 STFCL C 1102	20	48-96	96	160	48	11	-6	0	TCMT 110204	IS M2.5x6.0	G ½	0.2
300593	STMD M20-160 STFCL C 1102	25	60-120	120	189	60	13	-4	0	TCMT 110204	IS M2.5x8.0	G ½	0.4
300594	STMD M25-205 STFCL C 1102	32	75-150	155	247	75	17	-4	0	TCMT 110204	IS M2.5x8.0	G ½	0.6
300595	STMD M32-256 STFCL C 16T3	40	96-192	192	288	96	22	-6	0	TCMT 16T304	IS M3.5x10.0	G ½	1.2
300596	STMD M40-320 STFCL C 16T3	50	120-240	240	359	120	27	-6	0	TCMT 16T304	IS M3.5x10.0	G ½	2.4

b – measured from the cutting edge to the clamping

## Straight holder (3-6xD) with fixed cutter heads (Inch)



Standard: Inch (with fixed head SDUCR for DCMT insert)													
Part number	Art. Nr	Dmin (inch)	Workable length <sup>b</sup> (inch)	Lmin (inch)	OAL (inch)	Lc (inch)	WF (inch)	LAMS (°)	GAMO (°)	Master insert	Insert screw	PT	KG
300211	STMD I ½ -4.3 SDUCR C	0.63	1.500-3.000	2.8	4,7	1.4	0.35	-6	0	DCMT 070204	IS M2.5x6.0	G ¼	0.1
300212	STMD I 5/8 – 5.4 SDUCR C 0702	0.78	1.875-3.750	3.8	6,2	1.9	0.43	-8	0	DCMT 070204	IS M2.5x6.0	G ¼	0.2
301432	STMD I 5/8 – 5.4 SDUCR C 11T3	0.78	1.875-3.750	3.8	6,4	1.9	0.43	-8	0	DCMT 11T304	IS M3.5x10.0	G ¼	0.2
300213	STMD I ¾ - 6.3 SDUCR C	0.98	2.250-4.500	4.7	7,4	2.4	0.51	-10	0	DCMT 11T304	IS M3.5x10.0	G ¼	0.4
300214	STMD I 1-8.1 SDUCR C	1.26	3.000-6.000	6.1	9,7	2.9	0.67	-10	0	DCMT 11T304	IS M3.5x10.0	G ¼	0.6
300215	STMD I 1 ¼ -10.1 SDUCR C	1.57	3.750-7.500	7.6	11,3	3.8	0.86	-10	0	DCMT 11T304	IS M3.5x10.0	G ½	1.2
300216	STMD I 1 ½-12.6 SDUCR C	1.96	4.500-9.000	9.4	14,1	4.7	1.06	-10	0	DCMT 11T304	IS M3.5x10.0	G ½	2.4

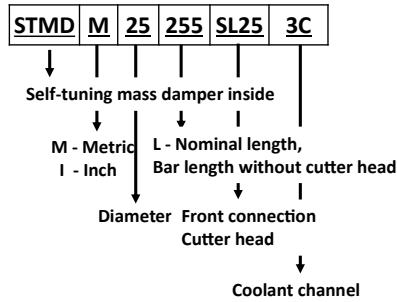
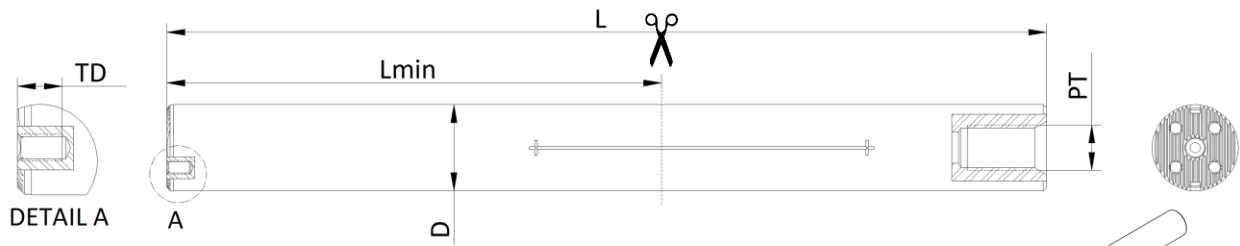
Standard: Inch (with fixed head SCLCR for CCMT insert)													
Part number	Art. Nr	Dmin (inch)	Workable length <sup>b</sup> (inch)	Lmin (inch)	OAL (inch)	Lc (inch)	WF (inch)	LAMS (°)	GAMO (°)	Master insert	Insert screw	PT	KG
300217	STMD I ½ -4.3 SCLCR C	0.63	1.500-3.000	2.8	4,7	1.4	0.33	-6	0	CCMT 060204	IS M2.5x6.0	G ¼	0.1
300218	STMD I 5/8 – 5.4 SCLCR C	0.78	1.875-3.750	3.8	6,2	1.9	0.43	-6	0	CCMT 060204	IS M2.5x6.0	G ¼	0.2
300219	STMD I ¾ - 6.3 SCLCR C	0.98	2.250-4.500	4.7	7,4	2.4	0.51	-10	0	CCMT 09T304	IS M3.5x10.0	G ¼	0.4
300220	STMD I 1-8.1 SCLCR C	1.26	3.000-6.000	6.1	9,7	2.9	0.67	-10	0	CCMT 09T304	IS M3.5x10.0	G ¼	0.6
300221	STMD I 1 ¼ -10.1 SCLCR C	1.57	3.750-7.500	7.6	11,3	3.8	0.86	-8	0	CCMT 09T304	IS M3.5x10.0	G ½	1.2
300222	STMD I 1 ½-12.6 SCLCR C	1.96	4.500-9.000	9.4	14,1	4.7	1.06	-10	0	CCMT 09T304	IS M3.5x10.0	G ½	2.4

Standard: Inch (with fixed head STFRCR for TCMT insert)													
Part number	Art. Nr	Dmin (inch)	Workable length <sup>b</sup> (inch)	Lmin (inch)	OAL (inch)	Lc (inch)	WF (inch)	LAMS (°)	GAMO (°)	Master insert	Insert screw	PT	KG
300223	STMD I ½ -4.3 STFRCR C	0.63	1.500-3.000	2.8	4,7	1.4	0.35	-6	0	TCMT 090204	IS M2.2x5.0	G ¼	0.1
300224	STMD I 5/8 – 5.4 STFRCR C	0.78	1.875-3.750	3.8	6,2	1.9	0.43	-6	0	TCMT 090204	IS M2.2x5.0	G ¼	0.2
300225	STMD I ¾ - 6.3 STFRCR C	0.98	2.250-4.500	4.7	7,4	2.4	0.51	-4	0	TCMT 110304	IS M2.5x8.0	G ¼	0.4
300226	STMD I 1-8.1 STFRCR C	1.26	3.000-6.000	6.1	9,7	2.9	0.67	-4	0	TCMT 110304	IS M2.5x8.0	G ¼	0.6
300227	STMD I 1 ¼ -10.1 STFRCR C	1.57	3.750-7.500	7.6	11,3	3.8	0.86	-6	0	TCMT 16T304	IS M3.5x10.0	G ½	1.2
300228	STMD I 1 ½-12.6 STFRCR C	1.96	4.500-9.000	9.4	14,1	4.7	1.06	-6	0	TCMT 16T304	IS M3.5x10.0	G ½	2.4

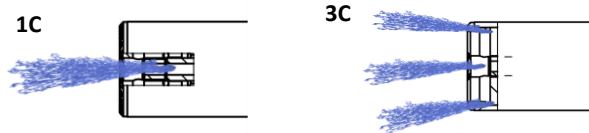
<sup>b</sup> – measured from the cutting edge to the clamping

## Turning 6-9xD

### Straight holder (6-9xD) with SL (Serration Lock) interface (Metric)



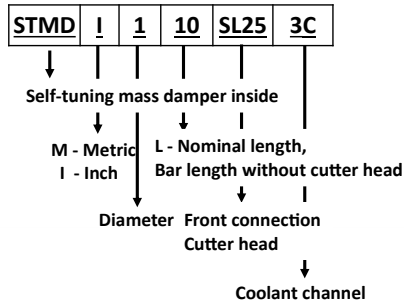
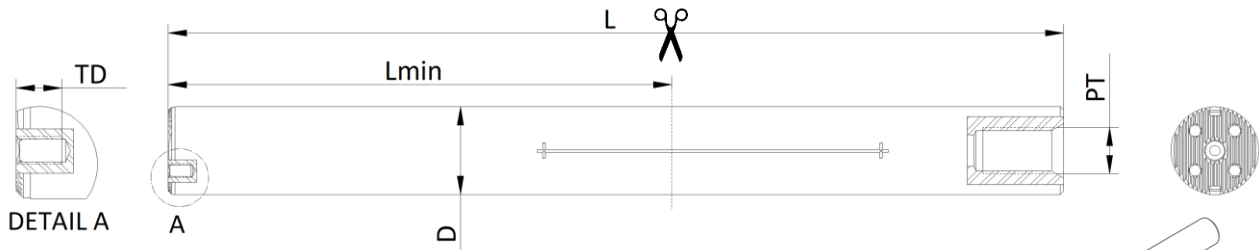
L – nominal length  
 L<sub>min</sub> – minimum total length after cutting  
 L<sub>c</sub> – recommended clamping length, 3 times diameter  
 D – diameter  
 PT – pipe thread  
 TD – thread depth



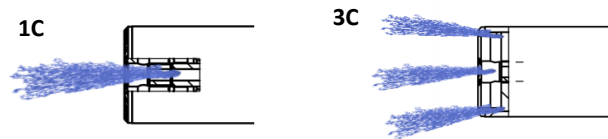
Standard: Metric (with SL interface and exchangeable heads)										
Part number	Type	Workable length <sup>b</sup> (mm)	D min (mm) <sup>g</sup>	Lmin (mm)	Lc (mm)	Screws	TD (mm)	PT	Material	KG
300001	STMD M12-144 SL12 3C	72-96	16	144	36	M2X8 or 14	5.5	G 1/8	S+C <sup>d</sup>	0.18
300004	STMD M16-170 SL16 3C	96-128	20	117	48	M3X8	5.5	G 1/4	Steel	0.25
300005	STMD M20-200 SL20 3C	120-160	25	137	60	M3X8	5.5	G 1/4	Steel	0.50
300006	STMD M25-255 SL25 3C	150-200	32	180	75	M4X9	6.5	G 1/4	Steel	1.10
300008	STMD M32-320 SL32 3C	192-256	40	213	96	M5X12	10	G 1/2	Steel	2.10
300010	STMD M40-408 SL40 1C <sup>e</sup>	240-320	50	260	120	M6X14	10	G 1/2	Steel	3.9
300240	STMD M40-408 SL40 3C	240-320	50	260	120	M6X14	10	G 1/2	Steel	3.9
300012	STMD M50-518 SL40 1C	300-400	60	324	150	M6X14	10	G 3/4	Steel	8.0
300013	STMD M50-518 SL50 1C <sup>e</sup>	300-400	NA	322	150	M8X14	12	G 3/4	Steel	8.0
300015	STMD M60-628 SL40 1C	360-480	70	424	180	M6X14	10	G 3/4	Steel	13.6
300016	STMD M60-628 SL60 1C <sup>e</sup>	360-480	NA	422	180	M8X14	12	G 3/4	Steel	13.6
300585	STMD M80-880 SL40 1C <sup>e</sup>	480-640	90	546	240	M6X14	10	G 1 1/4	Steel	33.0
301692	STMD M80-880 SL80 C <sup>e</sup>	480-640	90	546	240	M10X20	14	G 1 1/4	Steel	33.0
301752	STMD M100-1100 SL40 C <sup>e</sup>	600-800	120	600	300	M6X14	10	G 1	Steel	63.0
300174	STMD M100-1100 SL80 C <sup>e</sup> L	600-800	120	600	300	M10X20	14	G 1	Steel	63.0
301547	STMD M100-1100 SL80 C <sup>e</sup> R	600-800	120	600	300	M10X20	14	G 1	Steel	63.0

b – measured from the cutting edge to the clamping.  
 d – Carbide back end joined with steel  
 e – only on order and with 1 week lead-time,  
 g - estimated with using standard SDUCR cutter heads from MAQ.

### Straight holder (6-9xD) with SL (Serration Lock) interface (Inch)



**L** – nominal length  
**L<sub>min</sub>** – minimum total length after cutting  
**L<sub>c</sub>** – recommended clamping length, 3 times diameter  
**D** – diameter  
**PT** – pipe thread  
**TD** – thread depth

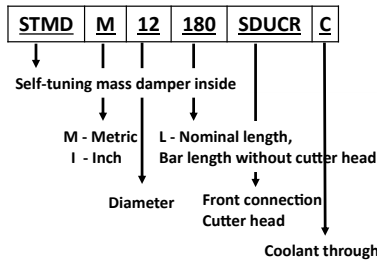
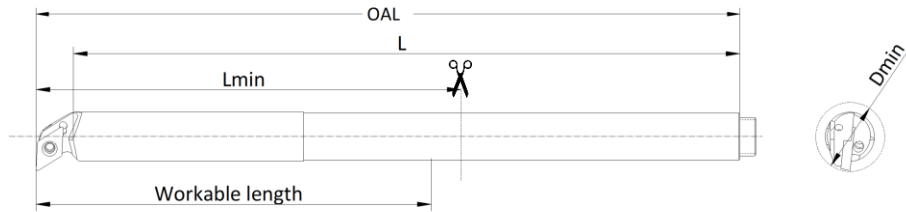


Standard: Inch (with SL interface and exchangeable heads)											
Part number	Type	Workable length <sup>b</sup> (inch)	D min (inch) <sup>g</sup>	Lmin (inch)	Lc (inch)	Screws	TD (mm)	PT	Material		
300040	STMD I 1/2-5.7 SL12 3C	3.000–4.000	0.630	5.7	1.41	M2X8 or 14	5.5	G ½	S+C <sup>d</sup>	0.18	
300041	STMD I 5/8-6.7 SL16 3C	3.750–5.000	0.787	4.6	1.88	M3X8	5.5	G ¼	Steel	0.25	
300042	STMD I 3/4-7.9 SL20 3C	4.500–6.000	0.984	5.4	2.25	M3X8	5.5	G ¼	Steel	0.50	
300043	STMD I 1-10 SL25 3C	6.000–8.000	1.260	7.1	3.00	M4X9	6.5	G ¼	Steel	1.10	
300044	STMD I 1 1/4-12.6 SL32 3C	7.500–10.000	1.575	8.4	3.75	M5X12	10	G ½	Steel	2.10	
300255	STMD I 1 1/2-16.0 SL40 1C <sup>e</sup>	9.000–12.000	1.969	10.2	4.72	M6X14	10	G ½	Steel	3.90	
300045	STMD I 1 1/2-16.0 SL40 3C	9.000–12.000	1.969	10.2	4.72	M6X14	10	G ½	Steel	3.90	
300046	STMD I 2-20.4 SL40 1C	12.000–16.000	2.362	12.7	5.90	M6X14	10	G ¾	Steel	8.00	
300047	STMD I 2-20.4 SL50 1C <sup>e</sup>	12.000–16.000	NA	12.7	5.90	M8X14	10	G ¾	Steel	8.00	
300048	STMD I 2 1/2-24.7 SL40 1C	15.000–20.000	2.756	16.7	7.10	M6X14	12	G ¾	Steel	13.6	
300049	STMD I 2 1/2-24.7 SL60 1C <sup>e</sup>	15.000–20.000	NA	16.7	7.10	M8X14	10	G ¾	Steel	13.6	
300586	STMD I 3-34.6 SL40 1C <sup>e</sup>	18.900–25.200	3.543	21.5	9.40	M6X14	12	G 1 ¼	Steel	30.0	
301693	STMD I 3-34.6 SL80 C <sup>e</sup>	18.900–25.200	3.543	21.5	9.40	M10X20	14	G 1 ¼	Steel	30.0	

<p> <sup>b</sup> – measured from the cutting edge to the clamping.  <sup>d</sup> – Carbide back end joined with steel  <sup>e</sup> – only on order and with 1 week lead-time,  <sup>g</sup> - estimated with using standard SDUCR cutter heads from MAQ.                 </p>
--

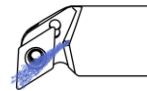
# Turning 8-12xD

## Straight holder (8-12xD) with fixed cutter heads (Metric)



**L** – nominal length  
**L<sub>min</sub>** – minimum total length after cutting  
**L<sub>c</sub>** – recommended clamping length, 3 times diameter  
**D** – diameter  
**WF** – distance from cutting point to centre  
**OAL** – overall length

**C** - Coolant through



Standard: Metric (with fixed head)														
Part number	Type	Workable length <sup>b</sup> (mm)	Dmin (mm)	Lmin <sup>a</sup> (mm)	Lc (mm)	WF <sup>c</sup> (mm)	OAL (mm)	LAMS (°)	GAM O (°)	PT	Master insert	Insert screw	Material	KG
300680	STMD M06-90 SCLCR	42-66	8	96	18	3.5	96	-13	0	NA	CCMT 040102	IS M2.0x4.0	S+C <sup>d</sup>	0.04
301485	STMD M06-90 SCLCL	42-66	8	96	18	3.5	96	-13	0	NA	CCMT 040102	IS M2.0x4.0	S+C <sup>d</sup>	0.04
300310	STMD M08-120 SCLCR C	56-88	10	128	24	5	128	-11	0	M7x0.5	CCMT 060204	IS M2.5x4.5	S+C <sup>d</sup>	0.15
300568	STMD M08-120 SCLCL C	56-88	10	128	24	5	128	-11	0	M7x0.5	CCMT 060204	IS M2.5x4.5	S+C <sup>d</sup>	0.15
300390	STMD M10-150 SCLCR C	70-110	12	161	30	6.1	161	-9	0	M9x0.5	CCMT 060204	IS M2.5x6.0	S+C <sup>d</sup>	0.20
300571	STMD M10-150 SCLCL C	70-110	12	161	30	6.1	161	-9	0	M9x0.5	CCMT 060204	IS M2.5x6.0	S+C <sup>d</sup>	0.20
300099	STMD M12-180 SCLCR C	84-132	16	179	36	8.5	179	-6	0	G ½	CCMT 060204	IS M2.5x6.0	S+C <sup>d</sup>	0.30
300574	STMD M12-180 SCLCL C	84-132	16	179	36	8.5	179	-6	0	G ½	CCMT 060204	IS M2.5x6.0	S+C <sup>d</sup>	0.30

301433	STMD M08-120 SDUCR C	56-88	13	130	24	8	128	-9	0	M7x0.5	DCMT 070204	IS M2.5x4.5	S+C <sup>d</sup>	0.15
301434	STMD M08-120 SDUCL C	56-88	13	130	24	8	128	-9	0	M7x0.5	DCMT 070204	IS M2.5x4.5	S+C <sup>d</sup>	0.15
300389	STMD M10-150 SDUCR C	70-110	15	160	30	9	160	-7	0	M9x0.5	DCMT 070204	IS M2.5x6.0	S+C <sup>d</sup>	0.20
300570	STMD M10-150 SDUCL C	70-110	15	160	30	9	160	-7	0	M9x0.5	DCMT 070204	IS M2.5x6.0	S+C <sup>d</sup>	0.20
300098	STMD M12-180 SDUCR C	84-132	16	179	36	8.9	179	-6	0	G ½	DCMT 070204	IS M2.5x6.0	S+C <sup>d</sup>	0.30
300573	STMD M12-180 SDUCL C	84-132	16	179	36	8.9	179	-6	0	G ½	DCMT 070204	IS M2.5x6.0	S+C <sup>d</sup>	0.30

300567	STMD M08-120 SDQCL C	56-88	11	130	24	6	130	-11	0	M7x0.5	DCMT 070204	IS M2.5x4.5	S+C <sup>d</sup>	0.15
300565	STMD M08-120 SDQCR C	56-88	11	130	24	6	130	-11	0	M7x0.5	DCMT 070204	IS M2.5x4.5	S+C <sup>d</sup>	0.15

301414	STMD M12-180 SDXCR C	84-132	16	179	36	9	179	-6	0	G ½	DCMT 070204	IS M2.5x6.0	S+C <sup>d</sup>	0.30
--------	----------------------	--------	----	-----	----	---	-----	----	---	-----	-------------	-------------	------------------	------

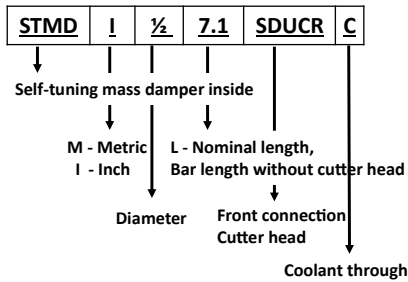
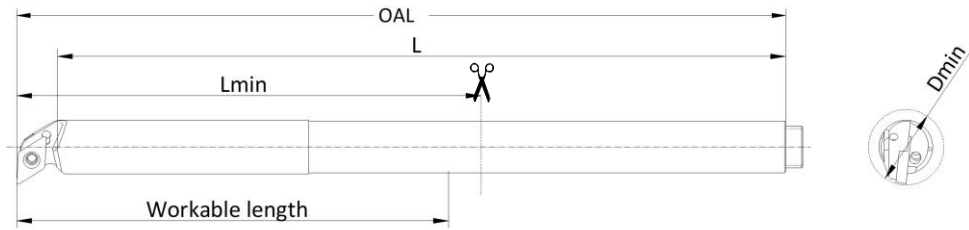
301377	STMD M06-90 STUBR	42-66	8	96	18	3.5	96	-13	0	NA	TBGT 060102	IS M2.0x4.0	S+C <sup>d</sup>	0.04
301487	STMD M06-90 STUBL	42-66	8	96	18	3.5	96	-13	0	NA	TBGT 060102	IS M2.0x4.0	S+C <sup>d</sup>	0.04
300386	STMD M08-120 STUBR C	56-88	10	127	24	5	127	-11	0	M7x0.5	TBGT 060104	IS M2.0x4.0	S+C <sup>d</sup>	0.15
300569	STMD M08-120 STUBL C	56-88	10	127	24	5	127	-11	0	M7x0.5	TBGT 060104	IS M2.0x4.0	S+C <sup>d</sup>	0.15

300391	STMD M10-150 STFCR C	70-110	13	161	30	6.8	161	-8	0	M9x0.5	TCMT 090204	IS M2.2x5.0	S+C <sup>d</sup>	0.20
300572	STMD M10-150 STFCL C	70-110	13	161	30	6.8	161	-8	0	M9x0.5	TCMT 090204	IS M2.2x5.0	S+C <sup>d</sup>	0.20
300100	STMD M12-180 STFCR C	84-132	16	179	36	9	179	-6	0	G ½	TCMT 090204	IS M2.2x5.0	S+C <sup>d</sup>	0.30
300575	STMD M12-180 STFCL C	84-132	16	179	36	9	179	-6	0	G ½	TCMT 090204	IS M2.2x5.0	S+C <sup>d</sup>	0.30

301215	STMD M12-180 SVJCR C	84-132	14	179	36	7	185	-5	0	G ½	VCMT 080204	IS M2.0x4.0	S+C <sup>d</sup>	0.30
301531	STMD M12-180 SVJCL C	84-132	14	179	36	7	185	-5	0	G ½	VCMT 080204	IS M2.0x4.0	S+C <sup>d</sup>	0.30

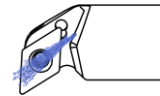
a	– total length to the cutting point
b	– measured from the cutting edge to the clamping.
c	– distance from cutting point to centre with master insert.
d	– Carbide back end joined with steel

# Straight holder (8-12xD) with fixed cutter heads (Inch)



**L** – nominal length  
**L<sub>min</sub>** – minimum total length after cutting  
**L<sub>c</sub>** – recommended clamping length, 3 times diameter  
**D** – diameter  
**WF** – distance from cutting point to centre  
**OAL** – overall length

C - Coolant through



Standard: Inch (with fixed head)														
Part number	Type	Workable length <sup>b</sup> (inch)	Dmin (inch)	Lmin <sup>a</sup> (inch)	Lc (inch)	WF <sup>c</sup> (inch)	OAL (inch)	LAMS (°)	GAM O (°)	PT	Master insert	Insert screw	Material	KG
300681	STMD I 1/4-3.5 SCLCR	1.653-2.598	0.315	3.78	0.708	0.138	3.78	-13	0	NA	CCMT 040102	IS M2.0x4.0	S+C <sup>d</sup>	0.04
301486	STMD I 1/4-3.5 SCLCL	1.653-2.598	0.315	3.78	0.708	0.138	3.78	-13	0	NA	CCMT 040102	IS M2.0x4.0	S+C <sup>d</sup>	0.04
300387	STMD I 5/16-4.7 SCLCR C	2.204-3.464	0.39	5.04	0.94	0.20	5.04	-11	0	M7x0.5	CCMT 060204	IS M2.5x4.5	S+C <sup>d</sup>	0.15
300577	STMD I 5/16-4.7 SCLCL C	2.204-3.464	0.39	5.04	0.94	0.20	5.04	-11	0	M7x0.5	CCMT 060204	IS M2.5x4.5	S+C <sup>d</sup>	0.15
300393	STMD I 3/8-5.9 SCLCR C	2.625-4.125	0.47	6.34	1.18	0.24	6.34	-9	0	M9x0.5	CCMT 060204	IS M2.5x6.0	S+C <sup>d</sup>	0.20
300580	STMD I 3/8-5.9 SCLCL C	2.625-4.125	0.47	6.34	1.18	0.24	6.34	-9	0	M9x0.5	CCMT 060204	IS M2.5x6.0	S+C <sup>d</sup>	0.20
300154	STMD I 1/2 -7.1 SCLCR C	3.500-5.500	0.63	7.05	1.42	0.33	7.05	-6	0	G 1/2	CCMT 060204	IS M2.5x6.0	S+C <sup>d</sup>	0.30
300583	STMD I 1/2 -7.1 SCLCL C	3.500-5.500	0.63	7.05	1.42	0.33	7.05	-6	0	G 1/2	CCMT 060204	IS M2.5x6.0	S+C <sup>d</sup>	0.30

300392	STMD I 3/8-5.9 SDUCR C	2.625-4.125	0.59	6.30	1.18	0.35	6.30	-7	0	M9x0.5	DCMT 070204	IS M2.5x6.0	S+C <sup>d</sup>	0.20
300579	STMD I 3/8-5.9 SDUCL C	2.625-4.125	0.59	6.30	1.18	0.35	6.30	-7	0	M9x0.5	DCMT 070204	IS M2.5x6.0	S+C <sup>d</sup>	0.20
300153	STMD I 1/2 -7.1 SDUCR C	3.500-5.500	0.63	7.05	1.42	0.35	7.05	-6	0	G 1/2	DCMT 070204	IS M2.5x6.0	S+C <sup>d</sup>	0.30
300582	STMD I 1/2 -7.1 SDUCL C	3.500-5.500	0.63	7.05	1.42	0.35	7.05	-6	0	G 1/2	DCMT 070204	IS M2.5x6.0	S+C <sup>d</sup>	0.30

300566	STMD I 5/16-4.7 SDQCR C	2.204-3.464	0.43	5.12	0.94	0.24	5.12	-11	0	M7x0.5	DCMT 070204	IS M2.5x4.5	S+C <sup>d</sup>	0.15
300576	STMD I 5/16-4.7 SDQCL C	2.204-3.464	0.43	5.12	0.94	0.24	5.12	-11	0	M7x0.5	DCMT 070204	IS M2.5x4.5	S+C <sup>d</sup>	0.15

301415	STMD I 1/2 -7.1 SDXCR C	3.500-5.500	0.63	7.05	1.42	0.35	7.05	-6	0	G 1/2	DCMT 070204	IS M2.5x6.0	S+C <sup>d</sup>	0.30
--------	-------------------------	-------------	------	------	------	------	------	----	---	-------	-------------	-------------	------------------	------

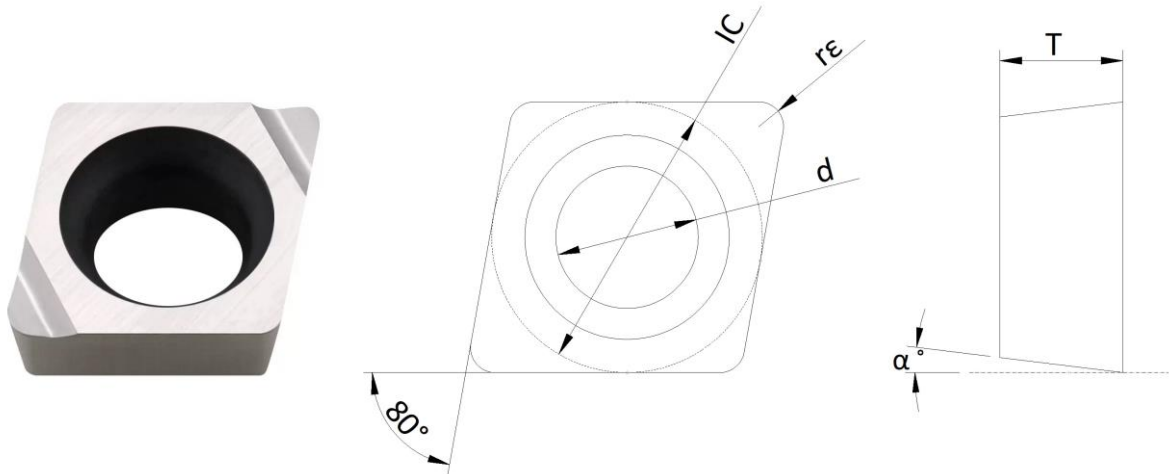
301378	STMD I 1/4-3.5 STUBR	1.653-2.598	0.315	3.78	0.708	0.138	3.78	-13	0	NA	TBGT 060102	IS M2.0x4.0	S+C <sup>d</sup>	0.04
301488	STMD I 1/4-3.5 STUBL	1.653-2.598	0.315	3.78	0.708	0.138	3.78	-13	0	NA	TBGT 060102	IS M2.0x4.0	S+C <sup>d</sup>	0.04
300388	STMD I 5/16-4.7 STUBR C	2.204-3.464	0.39	5.00	0.94	0.20	5.00	-11	0	M7x0.5	TBGT 060104	IS M2.0x4.0	S+C <sup>d</sup>	0.15
300578	STMD I 5/16-4.7 STUBL C	2.204-3.464	0.39	5.00	0.94	0.20	5.00	-11	0	M7x0.5	TBGT 060104	IS M2.0x4.0	S+C <sup>d</sup>	0.15

300155	STMD I 1/2 -7.1 STFRC C	3.500-5.500	0.63	7.05	1.42	0.35	7.05	-6	0	G 1/2	TCMT 090204	IS M2.2x5.0	S+C <sup>d</sup>	0.30
300584	STMD I 1/2 -7.1 STFCL C	3.500-5.500	0.63	7.05	1.42	0.35	7.05	-6	0	G 1/2	TCMT 090204	IS M2.2x5.0	S+C <sup>d</sup>	0.30
300394	STMD I 3/8-5.9 STFRC C	2.625-4.125	0.51	6.34	1.18	0.27	6.34	-8	0	M9x0.5	TCMT 090204	IS M2.2x5.0	S+C <sup>d</sup>	0.20
300581	STMD I 3/8-5.9 STFCL C	2.625-4.125	0.51	6.34	1.18	0.27	6.34	-8	0	M9x0.5	TCMT 090204	IS M2.2x5.0	S+C <sup>d</sup>	0.20

301216	STMD I 1/2 -7.1 SVJCR C	3.500-5.500	0.55	7.05	1.42	0.28	7.28	-5	0	G 1/2	VCMT 080204	IS M2.0x4.0	S+C <sup>d</sup>	0.30
301648	STMD I 1/2 -7.1 SVJCL C	3.500-5.500	0.55	7.05	1.42	0.28	7.28	-5	0	G 1/2	VCMT 080204	IS M2.0x4.0	S+C <sup>d</sup>	0.30

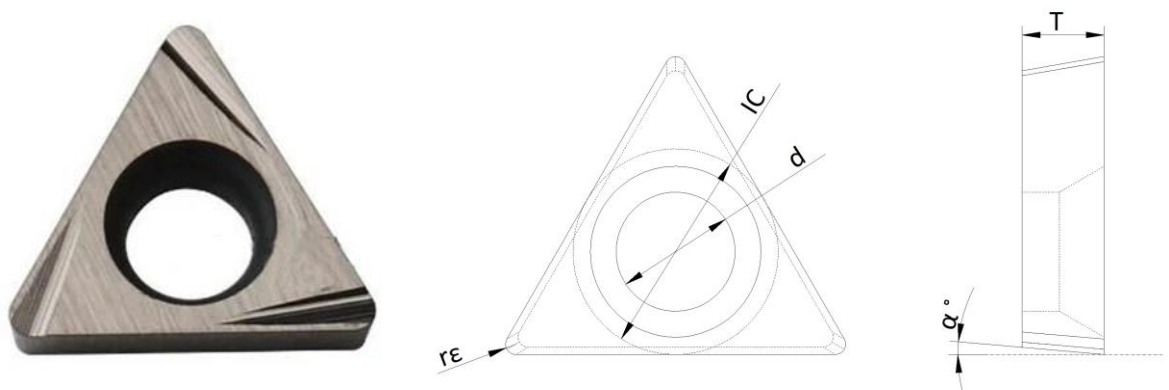
a – total length to the cutting point b – measured from the cutting edge to the clamping. c – distance from cutting point to centre with master insert. d – Carbide back end joined with steel														
---	--	--	--	--	--	--	--	--	--	--	--	--	--	--

## Small tool inserts



Part Number	Insert Type	IC	d	T	rε	α	P	M	K	N	S	H
301221	CCGT 040101 L <sup>a</sup> -F P10U Cermet (10 pcs package)	4.3	2.3	1.8	0.1	7°	●	○	○	-	-	-
301222	CCGT 040102 L <sup>a</sup> -F P10U Cermet (10 pcs package)	4.3	2.3	1.8	0.2	7°	●	○	○	-	-	-
301223	CCGT 040104 L <sup>a</sup> -F P10U Cermet (10 pcs package)	4.3	2.3	1.8	0.4	7°	●	○	○	-	-	-
301224	CCGT 040101 L <sup>a</sup> -F P15C Carbide (10 pcs package)	4.3	2.3	1.8	0.1	7°	○	●	○	-	-	-
301225	CCGT 040102 L <sup>a</sup> -F P15C Carbide (10 pcs package)	4.3	2.3	1.8	0.2	7°	○	●	○	-	-	-
301226	CCGT 040104 L <sup>a</sup> -F P15C Carbide (10 pcs package)	4.3	2.3	1.8	0.4	7°	○	●	○	-	-	-
301516	CCGT 040102 PCD (1 pcs package)	4.3	2.3	1.8	0.4	7°	-	-	-	●	-	-
301517	CCGT 040104 PCD (1 pcs package)	4.3	2.3	1.8	0.4	7°	-	-	-	●	-	-
301524	CCGT 040102 CBN (1 pcs package)	4.3	2.3	1.8	0.4	7°	○	-	○	-	○	●
301525	CCGT 040104 CBN (1 pcs package)	4.3	2.3	1.8	0.4	7°	○	-	○	-	○	●

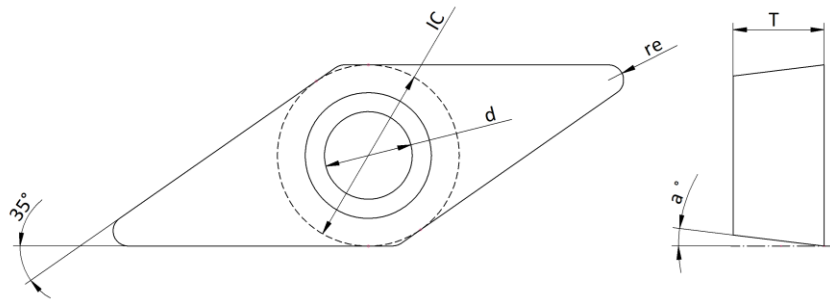

<sup>a</sup> In internal turning, L - left hand used for Right hand cutter heads/tools



Part Number	Insert Type	IC	d	T	rε	α	P	M	K	N	S	H
301227	TBGT 060102 L <sup>a</sup> P10U Cermet <sup>b</sup> (10 pcs package)	3.97	2.3	1.59	0.2	5°	●	○	○	-	-	-
301228	TBGT 060104 L <sup>a</sup> P10U Cermet <sup>b</sup> (10 pcs package)	3.97	2.3	1.59	0.4	5°	●	○	○	-	-	-
301229	TBGT 060102 L <sup>a</sup> P15C Carbide <sup>b</sup> (10 pcs package)	3.97	2.3	1.59	0.2	5°	○	●	○	-	-	-
301230	TBGT 060104 L <sup>a</sup> P15C Carbide <sup>b</sup> (10 pcs package)	3.97	2.3	1.59	0.4	5°	○	●	○	-	-	-
301231	TBGT 060102 N01 PCD (1 pcs package)	3.97	2.3	1.59	0.2	5°	-	-	-	●	-	-

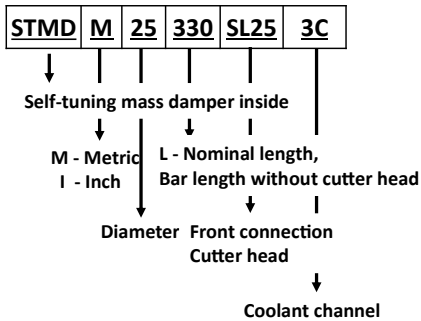
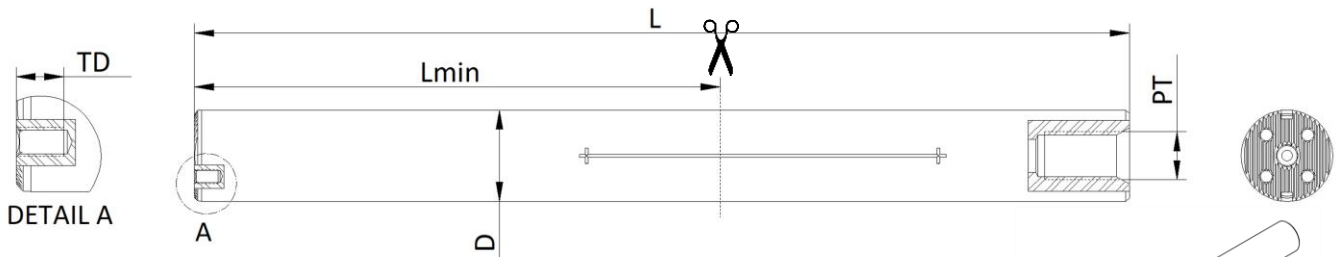
<sup>a</sup> In internal turning, L - left hand used for Right hand cutter heads/tools

Chip breaker:

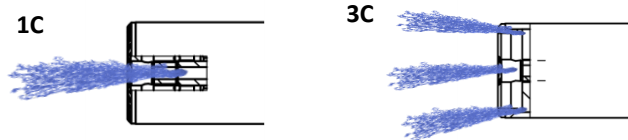


Part Number	Insert Type	IC	d	T	r <sub>E</sub>	α	P	M	K	N	S	H
301232	VCMT 080202 HQ P10U Cermet <sup>a</sup> (10 pcs package)	4.76	2.3	2.38	0.2	7	●	○	○	-	-	-
301233	VCMT 080204 HQ P10U Cermet <sup>a</sup> (10 pcs package)	4.76	2.3	2.38	0.4	7	●	○	○	-	-	-
301234	VCMT 080202 HQ P05C Carbide <sup>a</sup> (10 pcs package)	4.76	2.3	2.38	0.2	7	○	●	○	-	-	-
301235	VCMT 080204 HQ P05C Carbide <sup>a</sup> (10 pcs package)	4.76	2.3	2.38	0.4	7	○	●	○	-	-	-
301236	VCMT 080202 N01 PCD <sup>a</sup> (1 pcs package)	4.76	2.3	2.38	0.2	7	-	-	-	●	-	-
301237	VCMT 080204 N01 PCD <sup>a</sup> (1 pcs package)	4.76	2.3	2.38	0.4	7	-	-	-	●	-	-

## Straight holder (8-12xD) with SL (Serration Lock) interface (Metric)



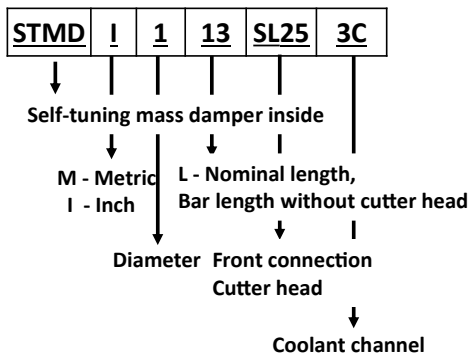
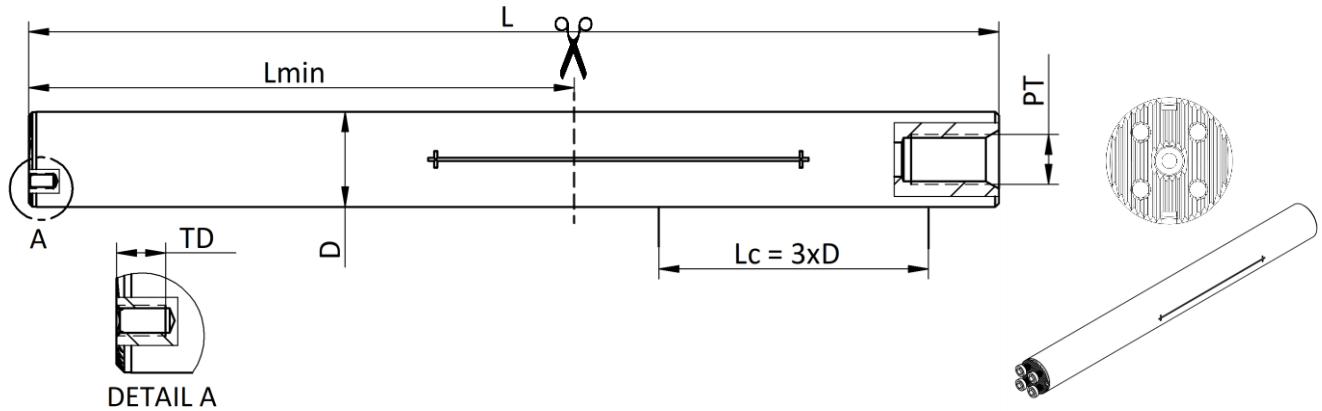
**L** – nominal length  
**L<sub>min</sub>** – minimum total length after cutting  
**L<sub>c</sub>** – recommended clamping length, 3 times diameter  
**D** – diameter  
**PT** – pipe thread  
**TD** – thread depth



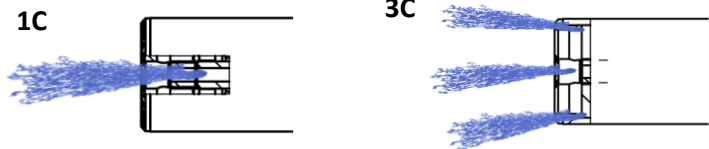
Standard: Metric (with SL interface and exchangeable heads)										
Part number	Type	Workable length <sup>b</sup> (mm)	D min (mm) <sup>g</sup>	Lmin (mm)	Lc (mm)	Screws	TD (mm)	PT	Material	KG
300017	STMD M16-204 SL16 3C	128-176	20	204	48	M3X8	5.5	G ½	S+C <sup>d</sup>	0.50
300018	STMD M20-260 SL20 3C	160-220	25	260	60	M3X8	5.5	G ¼	S+C <sup>d</sup>	1.00
300019	STMD M25-330 SL25 3C	200-275	32	255	75	M4X9	6.5	G ¼	Steel	1.70
300020	STMD M32-416 SL32 3C	256-352	40	309	96	M5X12	10	G ½	Steel	3.50
300241	STMD M40-528 SL40 1C <sup>e</sup>	320-440	50	312	120	M6X14	10	G ½	Steel	5.00
300021	STMD M40-528 SL40 3C	320-440	50	312	120	M6X14	10	G ½	Steel	5.00
300022	STMD M50-660 SL40 1C	400-550	60	384	150	M6X14	10	G ¼	Steel	9.40
300023	STMD M50-660 SL50 1C <sup>e</sup>	400-550	NA	382	150	M8X14	12	G ¼	Steel	9.40
300024	STMD M60-808 SL40 1C	480-660	70	484	180	M6X14	10	G ¼	Steel	16.4
300025	STMD M60-808 SL60 1C <sup>e</sup>	480-660	NA	482	180	M8X14	12	G ¼	Steel	16.4
300242	STMD M80-1200 SL40 1C <sup>e</sup>	640-880	90	645	240	M6X14	10	G 1 ¼	Steel	42.0
301647	STMD M80-1200 SL80 1C <sup>e</sup>	640-880	90	645	240	M10x20	14	G 1 ¼	Steel	42.0
300104	STMD M100-1500 SL40 1C <sup>e</sup>	800-1100	120	1000	300	M10X20	14	G 1 ½	Steel	88.0
301540	STMD M100-1500 SL80 C <sup>e</sup> L	800-1100	120	1000	300	M6X14	10	G 1 ½	Steel	88.0
301483	STMD M100-1500 SL80 C <sup>e</sup> R	800-1100	120	1000	300	M10X20	14	G 1 ½	Steel	88.0
301481	STMD M120-1900 SL80 C <sup>e</sup> L	960-1320	140	1200	360	M10X20	14	G 1 ½	Steel	121
301482	STMD M120-1900 SL80 Ce R	960-1320	140	1200	360	M10X20	14	G 1 ½	Steel	121
301507	STMD M150-2400 SL80 C <sup>e</sup> LR	1200-1650	170	1500	450	M10X20	14	G 2	Steel	299

b – measured from the cutting edge to the clamping.  
 d – Carbide back end joined with steel  
 e – only on order and with 1 week lead time  
 g – estimated with using standard SDUCR cutter heads from MAQ.

### Straight holder (8-12xD) with SL (Serration Lock) interface (Inch)



**L** – nominal length  
**L<sub>min</sub>** – minimum total length after cutting  
**L<sub>c</sub>** – recommended clamping length, 3 times diameter  
**D** – diameter  
**PT** – pipe thread  
**TD** – thread depth

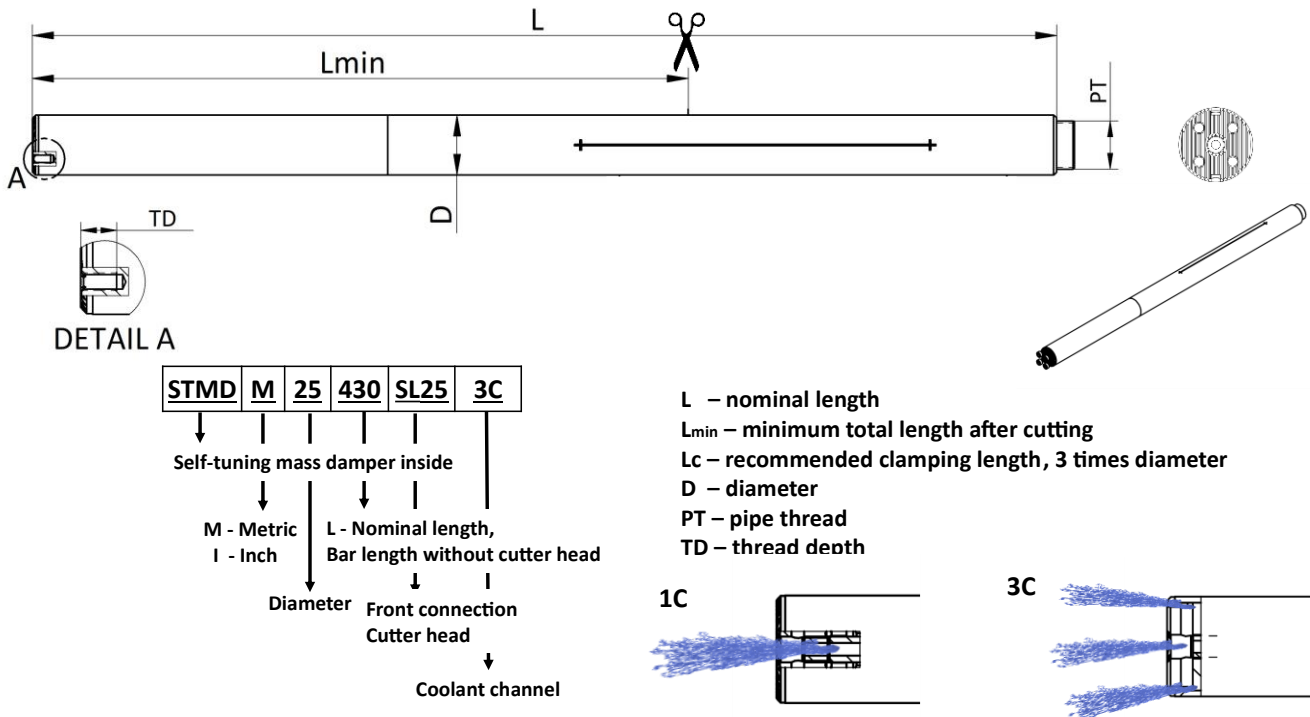


Standard: Inch (with exchangeable heads)										
Part number	Type	Workable length <sup>b</sup> (inch)	D <sub>min</sub> (inch) <sup>g</sup>	L <sub>min</sub> <sup>a</sup> (inch)	L <sub>c</sub> (inch)	Screws	TD (mm)	PT	Material	KG
300050	STMD I 5/8-8.0 SL16 3C	5.000-6.875	0.787	8.0	1.88	M3X8	5.5	G ¼	S+C <sup>d</sup>	0.50
300051	STMD I 3/4-10.3 SL20 3C	6.000-8.250	0.984	10.2	2.25	M3X8	5.5	G ¼	S+C <sup>d</sup>	1.00
300052	STMD I 1-13 SL25 3C	8.000-11.000	1.260	8.1	3.00	M4X9	6.5	G ¼	Steel	1.70
300053	STMD I 1 1/4-16.4 SL32 3C	10.000-13.750	1.575	12.2	3.75	M5X14	10	G ½	Steel	3.50
300256	STMD I 1 1/2-20.8 SL40 1C <sup>e</sup>	12.000-16.500	1.969	12.3	4.72	M6X14	10	G ½	Steel	5.00
300054	STMD I 1 1/2-20.8 SL40 3C	12.000-16.500	1.969	12.3	4.72	M6X14	10	G ½	Steel	5.00
300055	STMD I 2-26.0 SL40 1C	16.000-22.000	2.362	15.0	5.90	M6X14	10	G ¾	Steel	9.40
300056	STMD I 2-26.0 SL50 1C <sup>e</sup>	16.000-22.000	NA	15.0	5.90	M8X14	10	G ¾	Steel	9.40
300057	STMD I 2 1/2-31.8 SL40 1C	20.000-27.500	2.756	19.1	7.10	M6X14	12	G ¾	Steel	16.40
300058	STMD I 2 1/2-31.8 SL60 1C <sup>e</sup>	20.000-27.500	NA	19.1	7.10	M8X14	10	G ¾	Steel	16.40
300470	STMD I 3-47 SL40 1C <sup>e</sup>	25.000-34.600	3.543	25.4	9.40	M6X14	12	G 1 ¼	Steel	45.00
301691	STMD I 3-47 SL80 1C <sup>e</sup>	25.000-34.600	3.543	25.4	9.40	M10X20	12	G 1 ¼	Steel	45.00

**b** – measured from the cutting edge to the clamping.  
**d** – Carbide back end joined with steel  
**e** – only on order and with 1 week lead-time,  
**g** - estimated with using standard SDUCR cutter heads from MAQ.

## Turning 11-15xD

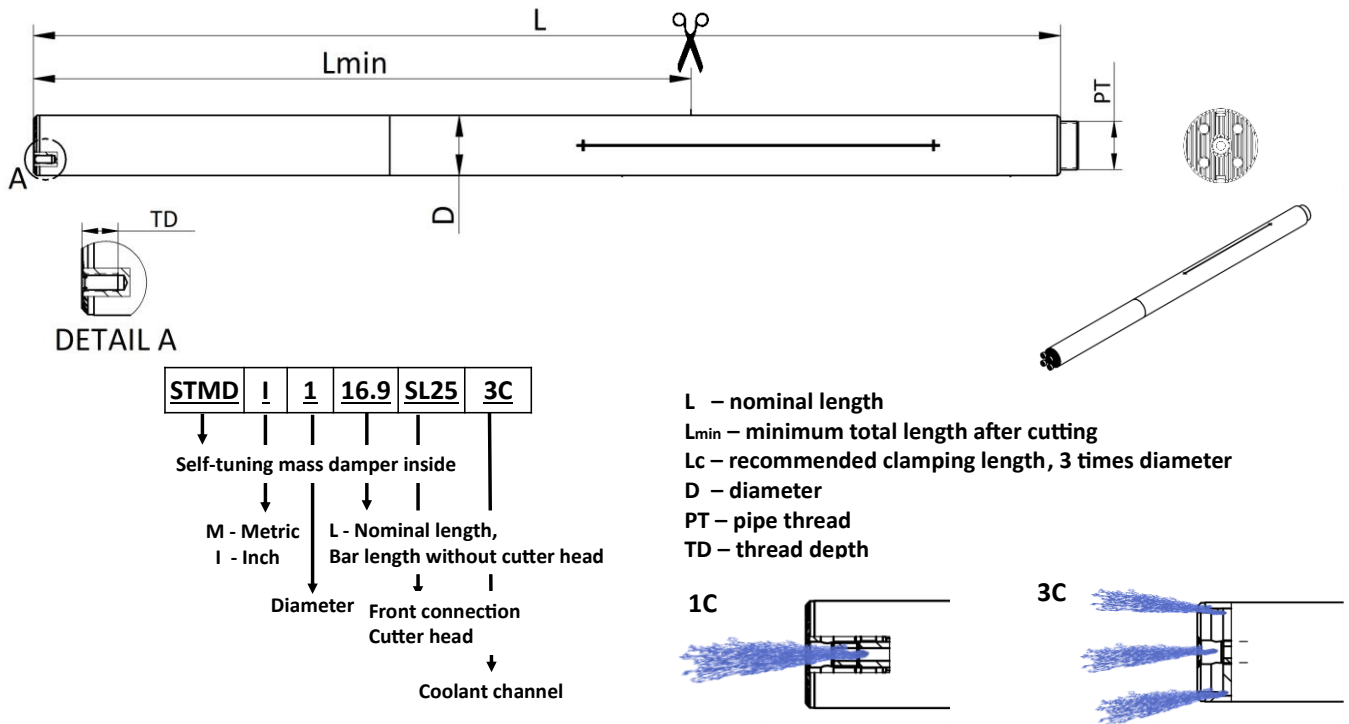
Straight holder (11-15xD) with SL (Serration Lock) interface (Metric)



Standard: Metric (with SL interface and exchangeable heads)										
Part number	Type	Workable length <sup>b</sup> (mm)	D min (mm) <sup>g</sup>	Lmin (mm)	Lc (mm)	Screws	TD (mm)	PT	Material	
300089	STMD M16-268 SL16 3C	176-240	20	268	48	M3X8	5.5	G 1/8	S+C <sup>d</sup>	0.75
300090	STMD M20-340 SL20 3C	220-300	25	340	60	M3X8	5.5	G 1/4	S+C <sup>d</sup>	1.50
300091	STMD M25-430 SL25 3C	275-375	32	430	75	M4X9	6.5	G 1/4	S+C <sup>d</sup>	3.20
300085	STMD M32-544 SL32 3C	352-480	40	544	96	M5X12	10	G 1/4	S+C <sup>d</sup>	6.40
300309	STMD M40-688 SL40 1C	440-600	50	688	120	M6x14	10	M36x1	S+C <sup>d</sup>	9.40
300093	STMD M40-688 SL40 3C	440-600	50	688	120	M6x14	10	M36x1	S+C <sup>d</sup>	9.40
300094	STMD M50-861 SL40 1C	550-750	60	861	150	M6X14	10	G 1/4	S+C <sup>d</sup>	18.6
300095	STMD M50-861 SL50 1C	550-750	NA	861	150	M6X14	10	G 1/4	S+C <sup>d</sup>	18.6
300096	STMD M60-1040 SL40 1C <sup>e</sup>	660-900	70	1040	180	M6x14	10	G 3/8	S+C <sup>d</sup>	34.4
300097	STMD M60-1040 SL60 1C <sup>e</sup>	660-900	NA	1040	180	M6x14	10	G 3/8	S+C <sup>d</sup>	34.4
301214	STMD M80-1400 SL40 1C <sup>e</sup>	880-1200	90	1400	240	M6x14	10	G 3/4	S+C <sup>d</sup>	80
301552	STMD M80-1400 SL80 C <sup>e</sup>	880-1200	90	1400	240	M10x18	10	G 3/4	S+C <sup>d</sup>	80

b – measured from the cutting edge to the clamping.  
 d – Carbide back end joined with steel  
 e – only on order and with a longer lead-time,  
 g - estimated with using standard SDUCR cutter heads from MAQ.

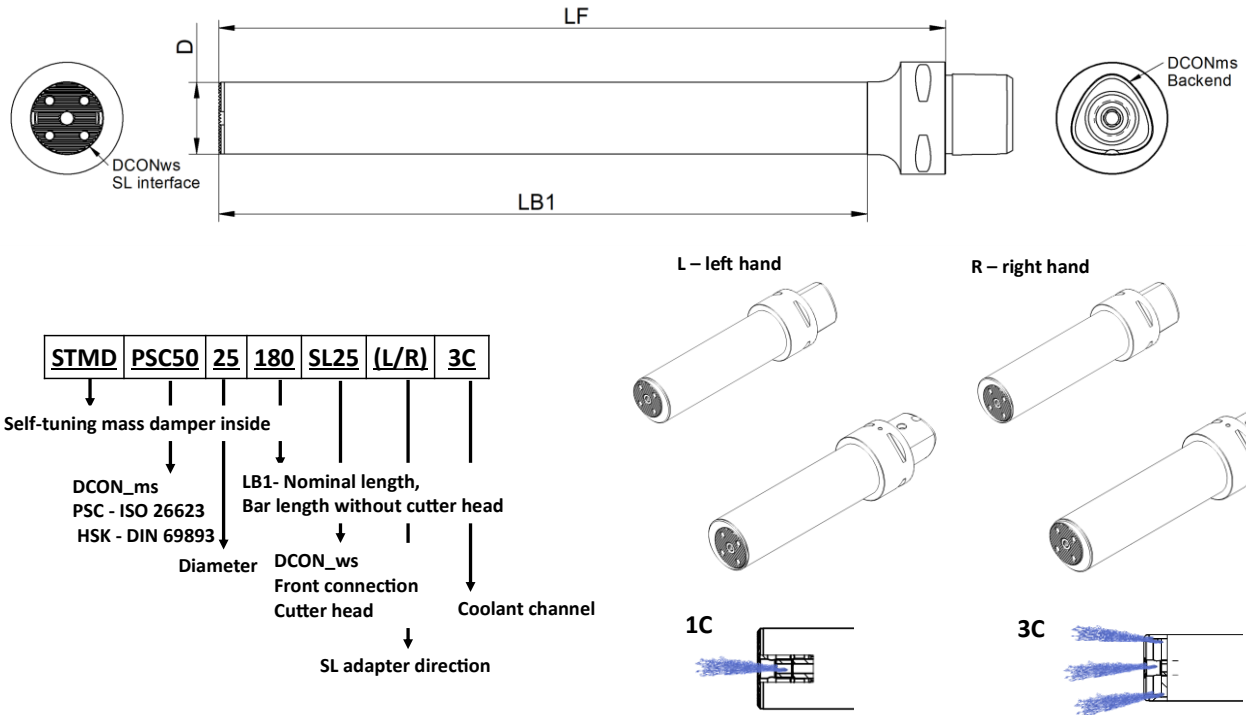
## Straight holder (11-15xD) with SL (Serration Lock) interface (Inch)



Standard: Inch (with SL interface and exchangeable heads)										
Part number	Type	Workable length <sup>b</sup> (inch)	D <sub>min</sub> (inch) <sup>g</sup>	L <sub>min</sub> (inch)	L <sub>c</sub> (inch)	Screws	PT	TD (mm)	Material	KG
300159	STMD I 5/8-10.6 SL16 3C	6.875-9.375	0.787	10.6	1.88	M3X8	G ½	5.5	S+C <sup>d</sup>	0.75
300160	STMD I 3/4-13.4 SL20 3C	8.250-11.250	0.984	13.4	2.25	M3X8	G ½ <sup>2</sup>	5.5	S+C <sup>d</sup>	1.50
300161	STMD I 1-16.9 SL25 3C	11.000-15.000	1.260	16.9	3.00	M4X9	G ¾ <sup>3</sup>	6.5	S+C <sup>d</sup>	3.20
300162	STMD I 1 1/4-21.4 SL32 3C	13.750-18.750	1.575	21.4	3.75	M5X14	G 1 ¼ <sup>4</sup>	10	S+C <sup>d</sup>	6.40
300397	STMD I 1 1/2-27.1 SL40 1C <sup>e</sup>	16.500-22.500	1.969	27.1	4.50	M6x14	M36x1	10	S+C <sup>d</sup>	9.40
300396	STMD I 1 1/2-27.1 SL40 3C <sup>e</sup>	16.500-22.500	1.969	27.1	4.50	M6x14	M36x1	10	S+C <sup>d</sup>	9.40
300398	STMD I 2-33.9 SL40 1C <sup>e</sup>	22.000-30.000	2.362	33.9	6.00	M6X14	G 1/4	10	S+C <sup>d</sup>	18.6
300400	STMD I 2-33.9 SL50 1C <sup>e</sup>	22.000-30.000	NA	33.9	6.00	M8X14	G 1/4	10	S+C <sup>d</sup>	18.6
300399	STMD I 2 1/2-40.9 SL40 1C <sup>e</sup>	27.500- 37.500	2.756	40.9	7.50	M6x14	G 3/8	10	S+C <sup>d</sup>	34.4
300401	STMD I 2 1/2-40.9 SL60 1C <sup>e</sup>	27.500- 37.500	NA	40.9	7.50	M8x14	G 3/8	10	S+C <sup>d</sup>	34.4

b – measured from the cutting edge to the clamping.  
 d – Carbide back end joined with steel  
 e – only on order and with a longer lead-time,  
 g - estimated with using standard SDUCR cutter heads from MAQ.

## Turning – Multitask with modular backends.




### Standard: PSC32 (with SL interface and exchangeable heads)

Standard: PSC32 (with SL interface and exchangeable heads)										
Part number	Type	Backend	D (mm)	Dmin (mm) <sup>d</sup>	LF (mm)	LB1 (mm)	Screws	Material		
300476	STMD PSC32 16-064 SL16 3C	PSC32	16	20	99	64	M3X8	Steel	0.3	
300477	STMD PSC32 16-096 SL16 3C	PSC32	16	20	131	96	M3X8	Steel	0.3	
300478	STMD PSC32 20-090 SL20 3C	PSC32	20	25	125	90	M3X8	Steel	0.3	
300479	STMD PSC32 20-130 SL20 3C	PSC32	20	25	165	130	M3X8	Steel	0.4	
300480	STMD PSC32 25-130 SL25 3C	PSC32	25	32	165	130	M4X9	Steel	0.6	
300481	STMD PSC32 25-180 SL25 3C	PSC32	25	32	215	180	M4X9	Steel	0.8	
300482	STMD PSC32 25-230 SL25 3C	PSC32	25	32	265	230	M4X9	Steel	1.0	
300483	STMD PSC32 32-170 SL32 3C	PSC32	32	40	205	170	M5X12	Steel	1.8	
300484	STMD PSC32 32-230 SL32 3C	PSC32	32	40	265	230	M5X12	Steel	2.4	


<sup>d</sup> - estimated with using standard SDUCR cutter heads from MAQ.

### Standard: PSC40 (with SL interface and exchangeable heads)

Standard: PSC40 (with SL interface and exchangeable heads)									
Part number	Type	Backend	D (mm)	Dmin (mm) <sup>d</sup>	LF (mm)	LB1 (mm)	Screws	Material	
300485	STMD PSC40 16-064 SL16 3C	PSC40	16	20	100	64	M3X8	Steel	0.4
300486	STMD PSC40 16-096 SL16 3C	PSC40	16	20	132	96	M3X8	Steel	0.5
300487	STMD PSC40 20-090 SL20 3C	PSC40	20	25	126	90	M3X8	Steel	0.5
300488	STMD PSC40 20-130 SL20 3C	PSC40	20	25	166	130	M3X8	Steel	0.7
300489	STMD PSC40 25-130 SL25 3C	PSC40	25	32	167	130	M4X9	Steel	0.8
300490	STMD PSC40 25-180 SL25 3C	PSC40	25	32	216	180	M4X9	Steel	0.9
300491	STMD PSC40 25-230 SL25 3C	PSC40	25	32	266	230	M4X9	Steel	1.2
300492	STMD PSC40 32-170 SL32 3C	PSC40	32	40	206	170	M5X12	Steel	1.5
300493	STMD PSC40 32-230 SL32 3C	PSC40	32	40	266	230	M5X12	Steel	2.0
300494	STMD PSC40 32-294 SL32 3C	PSC40	32	40	330	294	M5X12	Steel	2.6
300495	STMD PSC40 40-210 SL40 3C	PSC40	40	50	246	210	M6X14	Steel	1.7
300496	STMD PSC40 40-290 SL40 3C	PSC40	40	50	326	290	M6x14	Steel	3.4


<sup>d</sup> - estimated with using standard SDUCR cutter heads from MAQ.

### Standard: PSC50 (with SL interface and exchangeable heads)

Standard: PSC50 (with SL interface and exchangeable heads)									
Part number	Type	Backend	D (mm)	Dmin (mm) <sup>d</sup>	LF (mm)	LB1 (mm)	Screws	Material	
300497	STMD PSC50 16-064 SL16 3C	PSC50	16	20	99	64	M3X8	Steel	0.5
300498	STMD PSC50 16-096 SL16 3C	PSC50	16	20	131	96	M3X8	Steel	0.7
300499	STMD PSC50 20-090 SL20 3C	PSC50	20	25	131	96	M3X8	Steel	0.7
300500	STMD PSC50 20-130 SL20 3C	PSC50	20	25	165	130	M3X8	Steel	0.9
300501	STMD PSC50 25-130 SL25 3C	PSC50	25	32	165	130	M4X9	Steel	1.0
300462	STMD PSC50 25-180 SL25 3C	PSC50	25	32	215	180	M4X9	Steel	1.2
300463	STMD PSC50 25-230 SL25 3C	PSC50	25	32	265	230	M4X9	Steel	1.4
300502	STMD PSC50 32-170 SL32 3C	PSC50	32	40	205	170	M5X12	Steel	1.4
300464	STMD PSC50 32-230 SL32 3C	PSC50	32	40	265	230	M5X12	Steel	1.8
300465	STMD PSC50 32-294 SL32 3C	PSC50	32	40	329	294	M5X12	Steel	2.4
300503	STMD PSC50 40-210 SL40 3C	PSC50	40	50	245	210	M6X14	Steel	2.2
300504	STMD PSC50 40-290 SL40 3C	PSC50	40	50	325	290	M6x14	Steel	3.6
300505	STMD PSC50 40-370 SL40 3C	PSC50	40	50	405	370	M6x14	Steel	4.2
301184	STMD PSC50 50-270 SL40 L 1C	PSC50	50	60	305	270	M6x14	Steel	5.2
301185	STMD PSC50 50-370 SL40 L 1C	PSC50	50	60	405	370	M6x14	Steel	7.1
301200	STMD PSC50 50-270 SL40 R 1C	PSC50	50	60	305	270	M6x14	Steel	5.2
301201	STMD PSC50 50-370 SL40 R 1C	PSC50	50	60	405	370	M6x14	Steel	7.1


<sup>d</sup> - estimated with using standard SDUCR cutter heads from MAQ.

Standard: PSC63 (with SL interface and exchangeable heads)

Standard: PSC63 (with SL interface and exchangeable heads)									
Part number	Type	Backend	D (mm)	Dmin (mm) <sup>d</sup>	LF (mm)	LB1 (mm)	Screws	Material	
300506	STMD PSC63 16-064 SL16 3C	PSC63	16	20	102	64	M3X8	Steel	1.0
300507	STMD PSC63 16-096 SL16 3C	PSC63	16	20	134	96	M3X8	Steel	1.2
300508	STMD PSC63 20-090 SL20 3C	PSC63	20	20	128	90	M3X8	Steel	1.0
300509	STMD PSC63 20-130 SL20 3C	PSC63	20	25	168	130	M3X8	Steel	1.2
300510	STMD PSC63 25-130 SL25 3C	PSC63	25	32	168	130	M4X9	Steel	1.5
300511	STMD PSC63 25-180 SL25 3C	PSC63	25	32	218	180	M4X9	Steel	1.6
300512	STMD PSC63 25-230 SL25 3C	PSC63	25	32	268	230	M4X9	Steel	1.7
300513	STMD PSC63 32-170 SL32 3C	PSC63	32	40	208	170	M5X12	Steel	1.8
300514	STMD PSC63 32-230 SL32 3C	PSC63	32	40	268	230	M5X12	Steel	2.2
300515	STMD PSC63 32-294 SL32 3C	PSC63	32	40	332	294	M5X12	Steel	2.7
300516	STMD PSC63 40-210 SL40 3C	PSC63	40	50	248	210	M6X14	Steel	2.6
300517	STMD PSC63 40-290 SL40 3C	PSC63	40	50	328	290	M6x14	Steel	3.9
300518	STMD PSC63 40-370 SL40 3C <sup>a</sup>	PSC63	40	50	408	370	M6x14	Steel	4.2
301186	STMD PSC63 50-270 SL40 L 1C	PSC63	50	60	308	270	M6x14	Steel	5.7
301187	STMD PSC63 50-370 SL40 L 1C	PSC63	50	60	408	370	M6x14	Steel	7.6
301188	STMD PSC63 50-470 SL40 L 1C	PSC63	50	60	508	470	M6x14	Steel	9.3
301192	STMD PSC63 60-330 SL40 L 1C	PSC63	60	70	368	330	M6x14	Steel	8.0
301193	STMD PSC63 60-450 SL40 L 1C	PSC63	60	70	488	450	M6x14	Steel	10.6
301202	STMD PSC63 50-270 SL40 R 1C	PSC63	50	60	308	270	M6x14	Steel	5.7
301203	STMD PSC63 50-370 SL40 R 1C	PSC63	50	60	408	370	M6x14	Steel	7.6
301204	STMD PSC63 50-470 SL40 R 1C	PSC63	50	60	508	470	M6x14	Steel	9.3
301205	STMD PSC63 60-330 SL40 R 1C	PSC63	60	70	368	330	M6x14	Steel	8.0
301206	STMD PSC63 60-450 SL40 R 1C	PSC63	60	70	488	450	M6x14	Steel	10.6


d - estimated with using standard SDUCR cutter heads from MAQ.

Standard: PSC80 (with SL interface and exchangeable heads)

Standard: PSC80 (with SL interface and exchangeable heads)									
Part number	Type	Backend	D (mm)	Dmin (mm) <sup>d</sup>	LF (mm)	LB1 (mm)	Screws	Material	
300519	STMD PSC80 16-064 SL16 3C	PSC80	16	20	94	64	M3X8	Steel	1.1
300520	STMD PSC80 16-096 SL16 3C	PSC80	16	20	126	96	M3X8	Steel	1.3
300521	STMD PSC80 20-090 SL20 3C	PSC80	20	25	120	90	M3X8	Steel	1.4
300522	STMD PSC80 20-130 SL20 3C	PSC80	20	25	160	130	M3X8	Steel	1.6
300523	STMD PSC80 25-130 SL25 3C	PSC80	25	32	160	130	M4X9	Steel	2.0
300524	STMD PSC80 25-180 SL25 3C	PSC80	25	32	210	180	M4X9	Steel	2.5
300525	STMD PSC80 25-230 SL25 3C	PSC80	25	32	260	230	M4X9	Steel	3.0
300526	STMD PSC80 32-170 SL32 3C	PSC80	32	40	200	170	M5X12	Steel	2.8
300527	STMD PSC80 32-230 SL32 3C	PSC80	32	40	260	230	M5X12	Steel	3.6
300528	STMD PSC80 32-294 SL32 3C	PSC80	32	40	324	294	M5X12	Steel	4.5
300529	STMD PSC80 40-210 SL40 3C	PSC80	40	50	240	210	M6X14	Steel	3.7
300530	STMD PSC80 40-290 SL40 3C	PSC80	40	50	320	290	M6x14	Steel	5.2
300531	STMD PSC80 40-370 SL40 3C <sup>a</sup>	PSC80	40	50	400	370	M6x14	Steel	5.4
301189	STMD PSC80 50-270 SL40 L 1C	PSC80	50	60	302	270	M6x14	Steel	6.4
301190	STMD PSC80 50-370 SL40 L 1C	PSC80	50	60	402	370	M6x14	Steel	8.3
301191	STMD PSC80 50-470 SL40 L 1C	PSC80	50	60	502	470	M6x14	Steel	10.0
301194	STMD PSC80 60-330 SL40 L 1C	PSC80	60	70	362	330	M6x14	Steel	8.7
301195	STMD PSC80 60-450 SL40 L 1C	PSC80	60	70	482	450	M6x14	Steel	11.3
301196	STMD PSC80 60-570 SL40 L 1C	PSC80	60	70	602	570	M6x14	Steel	13.2
301207	STMD PSC80 50-270 SL40 R 1C	PSC80	50	60	302	270	M6x14	Steel	6.4
301208	STMD PSC80 50-370 SL40 R 1C	PSC80	50	60	402	370	M6x14	Steel	8.3
301209	STMD PSC80 50-470 SL40 R 1C	PSC80	50	60	502	470	M6x14	Steel	10.0
301210	STMD PSC80 60-330 SL40 R 1C	PSC80	60	70	362	330	M6x14	Steel	8.7
301211	STMD PSC80 60-450 SL40 R 1C	PSC80	60	70	482	450	M6x14	Steel	11.3
301212	STMD PSC80 60-570 SL40 R 1C	PSC80	60	70	602	570	M6x14	Steel	13.2
301197	STMD PSC80 80-450 SL40 LR 1C	PSC80	80	90	482	450	M6x14	Steel	12.1
301198	STMD PSC80 80-610 SL40 LR 1C	PSC80	80	90	642	610	M6x14	Steel	18.2
301199	STMD PSC80 80-740 SL40 LR 1C	PSC80	80	90	772	740	M6x14	Steel	20.6


<sup>d</sup> - estimated with using standard SDUCR cutter heads from MAQ.

Standard: HSK63T (with SL interface and exchangeable heads)

Standard: HSK63T (with SL interface and exchangeable heads)									
Part number	Type	Backend	D (mm)	Dmin (mm) <sup>d</sup>	LF (mm)	LB1 (mm)	Screws	Material	
300532	STMD HSK63T 16-064 SL16 3C	HSK63	16	20	120	64	M3X8	Steel	1.0
300533	STMD HSK63T 16-096 SL16 3C	HSK63	16	20	152	96	M3X8	Steel	1.2
300534	STMD HSK63T 20-090 SL20 3C	HSK63	20	25	146	90	M3X8	Steel	1.0
300535	STMD HSK63T 20-130 SL20 3C	HSK63	20	25	186	130	M3X8	Steel	1.2
300536	STMD HSK63T 25-130 SL25 3C	HSK63	25	32	186	130	M4X9	Steel	1.5
300537	STMD HSK63T 25-180 SL25 3C	HSK63	25	32	236	180	M4X9	Steel	1.6
300538	STMD HSK63T 25-230 SL25 3C	HSK63	25	32	286	230	M4X9	Steel	1.7
300539	STMD HSK63T 32-170 SL32 3C	HSK63	32	40	226	170	M5X12	Steel	1.8
300540	STMD HSK63T 32-230 SL32 3C	HSK63	32	40	286	230	M5X12	Steel	2.2
300541	STMD HSK63T 32-294 SL32 3C	HSK63	32	40	350	294	M5X12	Steel	2.7
300542	STMD HSK63T 40-210 SL40 3C	HSK63	40	50	266	210	M6X14	Steel	2.6
300543	STMD HSK63T 40-290 SL40 3C	HSK63	40	50	346	290	M6x14	Steel	3.9
300544	STMD HSK63T 40-370 SL40 3C <sup>a</sup>	HSK63	40	50	426	370	M6x14	Steel	4.2


d - estimated with using standard SDUCR cutter heads from MAQ.

Standard: HSK100T (with SL interface and exchangeable heads)

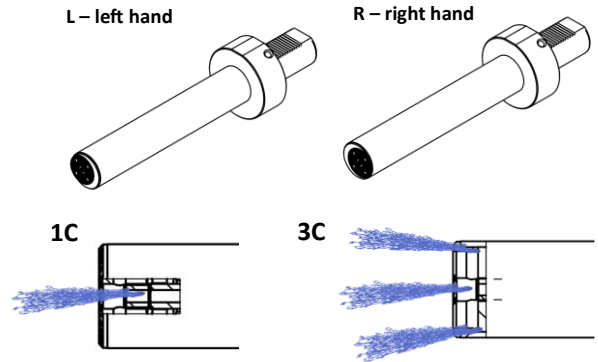
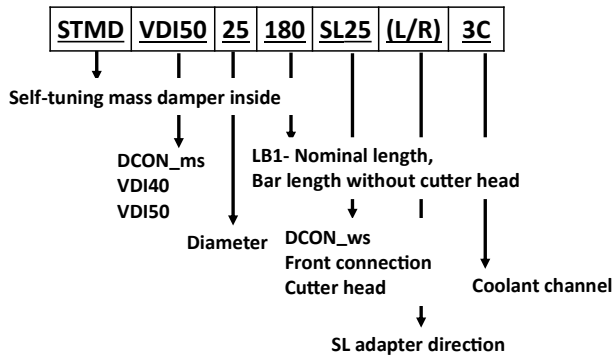
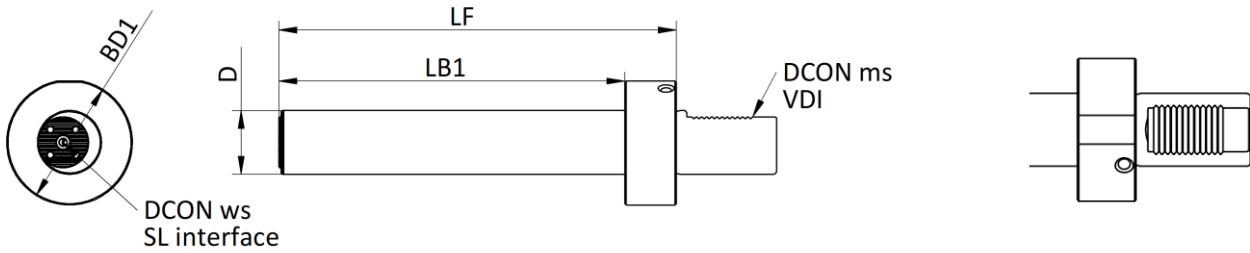
Standard: HSK100T (with SL interface and exchangeable heads)									
Part number	Type	Backend	D (mm)	Dmin (mm) <sup>d</sup>	LF (mm)	LB1 (mm)	Screws	Material	
301743	STMD HSK100T 25-130 SL25 3C	HSK100T	25	32	189	130	M4X9	Steel	3.3
301744	STMD HSK100T 25-180 SL25 3C	HSK100T	25	32	239	180	M4X9	Steel	3.8
301745	STMD HSK100T 25-230 SL25 3C	HSK100T	25	32	289	230	M4X9	Steel	4.3
301746	STMD HSK100T 32-170 SL32 3C	HSK100T	32	40	229	170	M5X12	Steel	4.1
301747	STMD HSK100T 32-230 SL32 3C	HSK100T	32	40	289	230	M5X12	Steel	4.9
301748	STMD HSK100T 32-294 SL32 3C	HSK100T	32	40	353	294	M5X12	Steel	5.8
301714	STMD HSK100T 40-210 SL40 3C	HSK100T	40	50	269	210	M6X14	Steel	5
301715	STMD HSK100T 40-290 SL40 3C	HSK100T	40	50	349	290	M6x14	Steel	6.5
301716	STMD HSK100T 40-370 SL40 3C	HSK100T	40	50	429	370	M6x14	Steel	6.7
301717	STMD HSK100T 50-270 SL40 L 1C	HSK100T	50	60	329	270	M6x14	Steel	7.7
301718	STMD HSK100T 50-370 SL40 L 1C	HSK100T	50	60	429	370	M6x14	Steel	9.6
301719	STMD HSK100T 50-470 SL40 L 1C	HSK100T	50	60	529	470	M6x14	Steel	11.3
301720	STMD HSK100T 60-330 SL40 L 1C	HSK100T	60	70	389	330	M6x14	Steel	10
301721	STMD HSK100T 60-450 SL40 L 1C	HSK100T	60	70	509	450	M6x14	Steel	12.6
301722	STMD HSK100T 60-570 SL40 L 1C	HSK100T	60	70	629	570	M6x14	Steel	14.5
301723	STMD HSK100T 50-270 SL40 R 1C	HSK100T	50	60	329	270	M6x14	Steel	7.7
301724	STMD HSK100T 50-370 SL40 R 1C	HSK100T	50	60	429	370	M6x14	Steel	9.6
301725	STMD HSK100T 50-470 SL40 R 1C	HSK100T	50	60	529	470	M6x14	Steel	11.3
301726	STMD HSK100T 60-330 SL40 R 1C	HSK100T	60	70	389	330	M6x14	Steel	10
301727	STMD HSK100T 60-450 SL40 R 1C	HSK100T	60	70	509	450	M6x14	Steel	12.6
301728	STMD HSK100T 60-570 SL40 R 1C	HSK100T	60	70	629	570	M6x14	Steel	14.5
301729	STMD HSK100T 80-450 SL40 LR 1C	HSK100T	80	90	509	450	M6x14	Steel	13.4
301730	STMD HSK100T 80-610 SL40 LR 1C	HSK100T	80	90	669	610	M6x14	Steel	19.5
301731	STMD HSK100T 80-740 SL40 LR 1C	HSK100T	80	90	799	740	M6x14	Steel	21.9

d - estimated with using standard SDUCR cutter heads from MAQ.

Standard: KM63 XMZ (with SL interface and exchangeable heads)

Standard: KM63 XMZ (with SL interface and exchangeable heads)									
Part number	Type	Backend	D (mm)	Dmin (mm) <sup>d</sup>	LF (mm)	LB1 (mm)	Screws	Material	KG 
301380	STMD KM63 XMZ 16-064 SL16 3C	KM63 XMZ	16	20	109	64	M3X8	Steel	1.0
301381	STMD KM63 XMZ 16-096 SL16 3C	KM63 XMZ	16	20	141	96	M3X8	Steel	1.2
301382	STMD KM63 XMZ 20-090 SL20 3C	KM63 XMZ	20	25	135	90	M3X8	Steel	1.0
301383	STMD KM63 XMZ 20-130 SL20 3C	KM63 XMZ	20	25	175	130	M3X8	Steel	1.2
301384	STMD KM63 XMZ 25-130 SL25 3C	KM63 XMZ	25	32	175	130	M4X9	Steel	1.5
301385	STMD KM63 XMZ 25-180 SL25 3C	KM63 XMZ	25	32	225	180	M4X9	Steel	1.6
301386	STMD KM63 XMZ 25-230 SL25 3C	KM63 XMZ	25	32	275	230	M4X9	Steel	1.7
301387	STMD KM63 XMZ 32-170 SL32 3C	KM63 XMZ	32	40	215	170	M5X12	Steel	1.8
301388	STMD KM63 XMZ 32-230 SL32 3C	KM63 XMZ	32	40	275	230	M5X12	Steel	2.2
301389	STMD KM63 XMZ 32-294 SL32 3C	KM63 XMZ	32	40	339	294	M5X12	Steel	2.7
301390	STMD KM63 XMZ 40-210 SL40 3C	KM63 XMZ	40	50	255	210	M6X14	Steel	2.6
301391	STMD KM63 XMZ 40-290 SL40 3C	KM63 XMZ	40	50	335	290	M6x14	Steel	3.9
301392	STMD KM63 XMZ 40-370 SL40 3Ca	KM63 XMZ	40	50	415	370	M6x14	Steel	4.2
301393	STMD KM63 XMZ 50-270 SL40 L 1C	KM63 XMZ	50	60	315	270	M6x14	Steel	5.7
301394	STMD KM63 XMZ 50-370 SL40 L 1C	KM63 XMZ	50	60	415	370	M6x14	Steel	7.6
301395	STMD KM63 XMZ 50-470 SL40 L 1C	KM63 XMZ	50	60	515	470	M6x14	Steel	9.3
301396	STMD KM63 XMZ 60-330 SL40 L 1C	KM63 XMZ	60	70	375	330	M6x14	Steel	8.0
301397	STMD KM63 XMZ 60-450 SL40 L 1C	KM63 XMZ	60	70	495	450	M6x14	Steel	10.6
301398	STMD KM63 XMZ 50-270 SL40 R 1C	KM63 XMZ	50	60	315	270	M6x14	Steel	5.7
301399	STMD KM63 XMZ 50-370 SL40 R 1C	KM63 XMZ	50	60	415	370	M6x14	Steel	7.6
301400	STMD KM63 XMZ 50-470 SL40 R 1C	KM63 XMZ	50	60	515	470	M6x14	Steel	9.3
301401	STMD KM63 XMZ 60-330 SL40 R 1C	KM63 XMZ	60	70	375	330	M6x14	Steel	8.0
301402	STMD KM63 XMZ 60-450 SL40 R 1C	KM63 XMZ	60	70	495	450	M6x14	Steel	10.6


d - estimated with using standard SDUCR cutter heads from MAQ.



Standard: VDI30 (with SL interface and exchangeable heads)


Standard: VDI30 (with SL interface and exchangeable heads)										
Part number	Type	Backend	D (mm)	Dmin (mm) <sup>d</sup>	LF (mm)	LB1 (mm)	Screws	Material		KG
301405	STMD VDI30 25-130 SL25 3C	VDI30	25	32	168	130	M4X9	Steel		2.0
301406	STMD VDI30 25-180 SL25 3C	VDI30	25	32	218	180	M4X9	Steel		2.5
301407	STMD VDI30 25-230 SL25 3C	VDI30	25	32	268	230	M4X9	Steel		3.0
301408	STMD VDI30 32-170 SL32 3C	VDI30	32	40	208	170	M5X12	Steel		2.8
301409	STMD VDI30 32-230 SL32 3C	VDI30	32	40	268	230	M5X12	Steel		3.6
301410	STMD VDI30 32-294 SL32 3C	VDI30	32	40	332	294	M5X12	Steel		4.5
301411	STMD VDI30 40-210 SL40 3C	VDI30	40	50	248	210	M6X14	Steel		3.7
301412	STMD VDI30 40-290 SL40 3C	VDI30	40	50	328	290	M6x14	Steel		5.2

Standard: VDI40 (with SL interface and exchangeable heads)

Standard: VDI40 (with SL interface and exchangeable heads)									
Part number	Type	Backend	D (mm)	Dmin (mm) <sup>d</sup>	LF (mm)	LB1 (mm)	Screws	Material	 KG
301297	STMD VDI40 25-130 SL25 3C	VDI40	25	32	170	130	M4X9	Steel	2.0
301298	STMD VDI40 25-180 SL25 3C	VDI40	25	32	220	180	M4X9	Steel	2.5
301299	STMD VDI40 25-230 SL25 3C	VDI40	25	32	270	230	M4X9	Steel	3.0
301300	STMD VDI40 32-170 SL32 3C	VDI40	32	40	210	170	M5X12	Steel	2.8
301301	STMD VDI40 32-230 SL32 3C	VDI40	32	40	270	230	M5X12	Steel	3.6
301302	STMD VDI40 32-294 SL32 3C	VDI40	32	40	334	294	M5X12	Steel	4.5
301303	STMD VDI40 40-210 SL40 3C	VDI40	40	50	250	210	M6X14	Steel	3.7
301304	STMD VDI40 40-290 SL40 3C	VDI40	40	50	330	290	M6x14	Steel	5.2
301305	STMD VDI40 40-370 SL40 3C	VDI40	40	50	410	370	M6x14	Steel	5.4
301306	STMD VDI40 50-270 SL40 L 1C	VDI40	50	60	310	270	M6x14	Steel	6.4
301307	STMD VDI40 50-370 SL40 L 1C	VDI40	50	60	410	370	M6x14	Steel	8.3
301308	STMD VDI40 50-470 SL40 L 1C	VDI40	50	60	510	470	M6x14	Steel	10.0
301309	STMD VDI40 60-330 SL40 L 1C	VDI40	60	70	370	330	M6x14	Steel	8.7
301310	STMD VDI40 60-450 SL40 L 1C	VDI40	60	70	490	450	M6x14	Steel	11.3
301311	STMD VDI40 60-570 SL40 L 1C	VDI40	60	70	610	570	M6x14	Steel	13.2
301312	STMD VDI40 50-270 SL40 R 1C	VDI40	50	60	310	270	M6x14	Steel	6.4
301313	STMD VDI40 50-370 SL40 R 1C	VDI40	50	60	410	370	M6x14	Steel	8.3
301314	STMD VDI40 50-470 SL40 R 1C	VDI40	50	60	510	470	M6x14	Steel	10.0
301315	STMD VDI40 60-330 SL40 R 1C	VDI40	60	70	370	330	M6x14	Steel	8.7
301316	STMD VDI40 60-450 SL40 R 1C	VDI40	60	70	490	450	M6x14	Steel	11.3
301317	STMD VDI40 60-570 SL40 R 1C	VDI40	60	70	610	570	M6x14	Steel	13.2
301318	STMD VDI40 80-450 SL40 LR 1C	VDI40	80	90	490	450	M6x14	Steel	12.1
301319	STMD VDI40 80-610 SL40 LR 1C	VDI40	80	90	650	610	M6x14	Steel	18.2
301320	STMD VDI40 80-740 SL40 LR 1C	VDI40	80	90	780	740	M6x14	Steel	20.6


d - estimated with using standard SDUCR cutter heads from MAQ.

Standard: VDI50 (with SL interface and exchangeable heads)

Standard: VDI50 (with SL interface and exchangeable heads)										
Part number	Type	Backend	D (mm)	Dmin (mm) <sup>d</sup>	LF (mm)	LB1 (mm)	Screws	Material		
301321	STMD VDI50 25-130 SL25 3C	VDI50	25	32	170	130	M4X9	Steel	2.0	
301322	STMD VDI50 25-180 SL25 3C	VDI50	25	32	220	180	M4X9	Steel	2.5	
301323	STMD VDI50 25-230 SL25 3C	VDI50	25	32	270	230	M4X9	Steel	3.0	
301324	STMD VDI50 32-170 SL32 3C	VDI50	32	40	210	170	M5X12	Steel	2.8	
301325	STMD VDI50 32-230 SL32 3C	VDI50	32	40	270	230	M5X12	Steel	3.6	
301326	STMD VDI50 32-294 SL32 3C	VDI50	32	40	334	294	M5X12	Steel	4.5	
301327	STMD VDI50 40-210 SL40 3C	VDI50	40	50	250	210	M6X14	Steel	3.7	
301328	STMD VDI50 40-290 SL40 3C	VDI50	40	50	330	290	M6x14	Steel	5.2	
301329	STMD VDI50 40-370 SL40 3C	VDI50	40	50	410	370	M6x14	Steel	5.4	
301330	STMD VDI50 50-270 SL40 L 1C	VDI50	50	60	310	270	M6x14	Steel	6.4	
301331	STMD VDI50 50-370 SL40 L 1C	VDI50	50	60	410	370	M6x14	Steel	8.3	
301332	STMD VDI50 50-470 SL40 L 1C	VDI50	50	60	510	470	M6x14	Steel	10.0	
301333	STMD VDI50 60-330 SL40 L 1C	VDI50	60	70	370	330	M6x14	Steel	8.7	
301334	STMD VDI50 60-450 SL40 L 1C	VDI50	60	70	490	450	M6x14	Steel	11.3	
301335	STMD VDI50 60-570 SL40 L 1C	VDI50	60	70	610	570	M6x14	Steel	13.2	
301336	STMD VDI50 50-270 SL40 R 1C	VDI50	50	60	310	270	M6x14	Steel	6.4	
301337	STMD VDI50 50-370 SL40 R 1C	VDI50	50	60	410	370	M6x14	Steel	8.3	
301338	STMD VDI50 50-470 SL40 R 1C	VDI50	50	60	510	470	M6x14	Steel	10.0	
301339	STMD VDI50 60-330 SL40 R 1C	VDI50	60	70	370	330	M6x14	Steel	8.7	
301340	STMD VDI50 60-450 SL40 R 1C	VDI50	60	70	490	450	M6x14	Steel	11.3	
301341	STMD VDI50 60-570 SL40 R 1C	VDI50	60	70	610	570	M6x14	Steel	13.2	
301342	STMD VDI50 80-450 SL40 LR 1C	VDI50	80	90	490	450	M6x14	Steel	12.1	
301343	STMD VDI50 80-610 SL40 LR 1C	VDI50	80	90	650	610	M6x14	Steel	18.2	
301344	STMD VDI50 80-740 SL40 LR 1C	VDI50	80	90	780	740	M6x14	Steel	20.6	

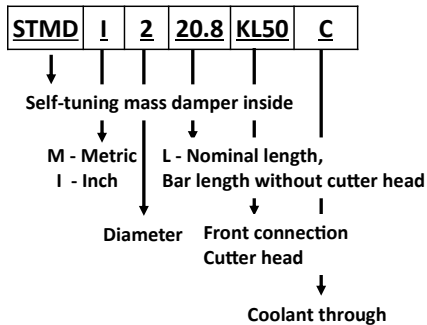
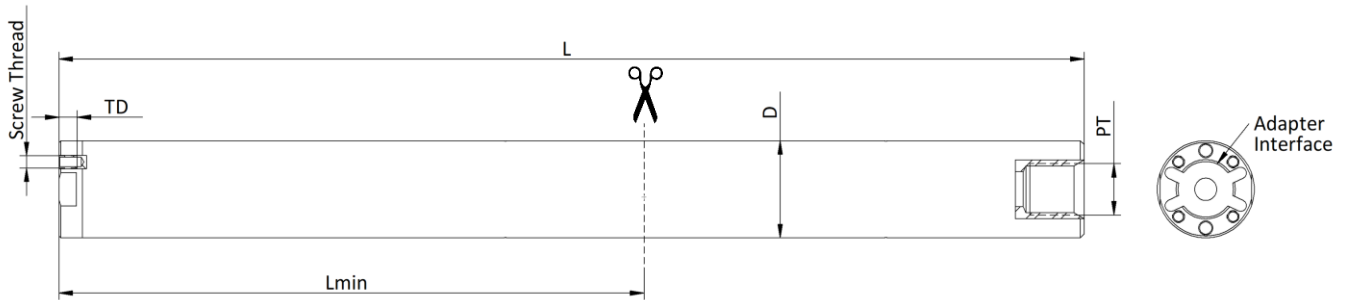
d - estimated with using standard SDUCR cutter heads from MAQ.

Standard: VDI60 (with SL interface and exchangeable heads)

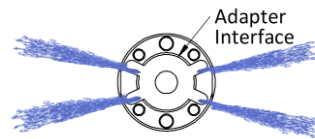
Standard: VDI60 (with SL interface and exchangeable heads)										
Part number	Type	Backend	D (mm)	Dmin (mm) <sup>d</sup>	LF (mm)	LB1 (mm)	Screws	Material		
301696	STMD VDI60 40-210 SL40 3C	VDI60	40	50	250	210	M6X14	Steel	5.8	
301697	STMD VDI60 40-290 SL40 3C	VDI60	40	50	330	290	M6x14	Steel	7.3	
301698	STMD VDI60 40-370 SL40 3C	VDI60	40	50	410	370	M6x14	Steel	7.5	
301699	STMD VDI60 50-270 SL40 L 1C	VDI60	50	60	310	270	M6x14	Steel	8.5	
301700	STMD VDI60 50-370 SL40 L 1C	VDI60	50	60	410	370	M6x14	Steel	10.4	
301701	STMD VDI60 50-470 SL40 L 1C	VDI60	50	60	510	470	M6x14	Steel	12.1	
301702	STMD VDI60 60-330 SL40 L 1C	VDI60	60	70	370	330	M6x14	Steel	10.8	
301703	STMD VDI60 60-450 SL40 L 1C	VDI60	60	70	490	450	M6x14	Steel	13.4	
301704	STMD VDI60 60-570 SL40 L 1C	VDI60	60	70	610	570	M6x14	Steel	15.3	
301705	STMD VDI60 50-270 SL40 R 1C	VDI60	50	60	310	270	M6x14	Steel	8.5	
301706	STMD VDI60 50-370 SL40 R 1C	VDI60	50	60	410	370	M6x14	Steel	10.4	
301707	STMD VDI60 50-470 SL40 R 1C	VDI60	50	60	510	470	M6x14	Steel	12.1	
301708	STMD VDI60 60-330 SL40 R 1C	VDI60	60	70	370	330	M6x14	Steel	10.8	
301709	STMD VDI60 60-450 SL40 R 1C	VDI60	60	70	490	450	M6x14	Steel	13.4	
301710	STMD VDI60 60-570 SL40 R 1C	VDI60	60	70	610	570	M6x14	Steel	15.3	
301711	STMD VDI60 80-450 SL40 LR 1C	VDI60	80	90	490	450	M6x14	Steel	14.2	
301712	STMD VDI60 80-610 SL40 LR 1C	VDI60	80	90	650	610	M6x14	Steel	20.3	
301713	STMD VDI60 80-740 SL40 LR 1C	VDI60	80	90	780	740	M6x14	Steel	22.7	

d - estimated with using standard SDUCR cutter heads from MAQ.

## Tools with KL interface



**L** – nominal length  
**L<sub>min</sub>** – minimum total length after cutting  
**L<sub>c</sub>** – recommended clamping length, 3 times diameter  
**D** – diameter  
**PT** – pipe thread  
**TD** – thread depth  
**C** – Coolant through



Standard: Metric (with KL interface and exchangeable heads)										
Part number	Type	Workable length <sup>c</sup> (mm)	D min (mm) <sup>g</sup>	Lmin (mm)	Lc (mm)	Screws	TD (mm)	PT	Material	KG
300648	STMD M50-528-KL50 C <sup>a,b</sup>	300-400	60	322	150	1/4"-20 x 1/2	9	G 3/4	Steel	8.0
300649	STMD M60-642-KL60 C <sup>a,b</sup>	360-480	70	422	180	5/16"-18 x 1/2	12	G 3/4	Steel	13.6

Standard: Inch (with KL interface and exchangeable heads)										
Part number	Type	Workable length <sup>c</sup> (inch)	D min (inch) <sup>g</sup>	Lmin (inch)	Lc (inch)	Screws	TD (mm)	PT	Material	KG
300650	STMD I 2-20.8-KL50 C <sup>a,b</sup>	12.000-16.000	2.362	12.7	5.90	1/4"-20 x 1/2	9	G 3/4	Steel	8.0
300651	STMD I 2 1/2-25.3-KL60 C <sup>a,b</sup>	15.000-20.000	2.756	16.7	7.10	5/16"-18 x 1/2	12	G 3/4	Steel	13.6

Standard: Metric (with KL interface and exchangeable heads)										
Part number	Type	Workable length <sup>c</sup> (mm)	D min (mm) <sup>g</sup>	Lmin (mm)	Lc (mm)	Screws	TD (mm)	PT	Material	KG
300646	STMD M50-670-KL50 C <sup>a,b</sup>	400-550	60	384	150	1/4"-20 x 1/2	9	G 3/4	Steel	9.4
300647	STMD M60-822-KL60 C <sup>a,b</sup>	480-660	70	484	180	5/16"-18 x 1/2	12	G 3/4	Steel	16.4

Standard: Inch (with KL interface and exchangeable heads)										
Part number	Type	Workable length <sup>c</sup> (inch)	D min (inch) <sup>g</sup>	Lmin (inch)	Lc (inch)	Screws	TD (mm)	PT	Material	KG
300637	STMD I 2-26.4-KL50 C <sup>a,b</sup>	16.000-22.000	2.362	15.0	5.90	1/4"-20 x 1/2	9	G 3/4	Steel	9.4
300638	STMD I 2 1/2-32.4-KL60 C <sup>a,b</sup>	20.000-27.500	2.756	19.1	7.10	5/16"-18 x 1/2	12	G 3/4	Steel	16.4

a – delivery time 3 weeks  
 b – exchangeable to KM Lock i interface  
 c – measured from the cutting edge to the clamping.  
 g – estimated with standard KM Lock SDUCR cutter head

## Burnishing

### MAQ Diamond Burnishing Tool – Quick-Start Guide

#### 1. Purpose

Achieve mirror-quality surface finish in a single pass – even with tools set up at  $15\times D$  – using the MAQ diamond burnishing tool. This process improves surface finish through cold plastic deformation without removing material.


#### 2. Compatible Materials

- Carbon steels
- Tool steels
- Cast irons
- Ferrous & non-ferrous alloys (ISO groups P, M, K, N, S)

#### 3. Pre-Burnish Requirements

- Previous turning operation should leave  $R_a \leq 1.6 \mu\text{m}$  ( $64 \mu\text{in}$ ).
- Ensure no hard scale or built-up edge is present prior to burnishing, remove all chips to avoid chip jamming.

#### 4. Initial Machine Settings



Parameter	Recommended Range	Starting Value	Notes
Interference (tool radial penetration)	0.05 – 0.20 mm (0.002 – 0.008 in)	0.10 mm (0.004 in)	Increase gradually and ensure not to exceed material yield limits.
Cutting speed	60 – 230 m/min (200 – 750 SFM)	Match the speed used in the final turning pass	Maintain stable RPM for consistent finish.
Feed rate	0.08 – 0.15 mm/rev (0.003 – 0.006 IPR)	~ 70 % of the turning-pass feed	Excessive feed may reduce surface quality.

#### Quick Rules of Thumb

1. Speed: Match the final finishing-turn speed.
2. Feed: Begin at ~ 70% of the turning feed.
3. Interference: Start at 0.10 mm (0.004 in) in radius; adjust incrementally.

#### 5. Expected Results

- Typical post-burnish roughness:  $R_a \leq 0.3 \mu\text{m}$  ( $12 \mu\text{in}$ ).
- Minimal dimensional change: Typically within  $10 - 15 \mu\text{m}$  ( $0.0004 - 0.0006 \text{ in}$ ), depending on material and process parameters.
- Especially on precision bores, size change is negligible as material is plastically displaced rather than removed.
- Validated on STMD tools for mirror-finish results in bores up to  $15\times$  tool diameter.

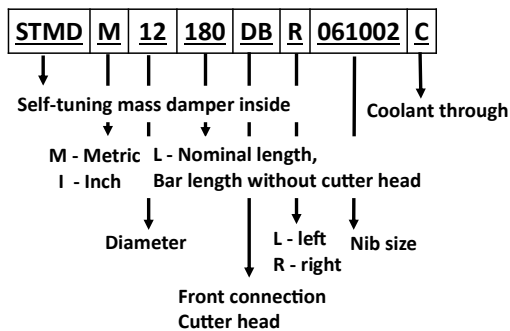
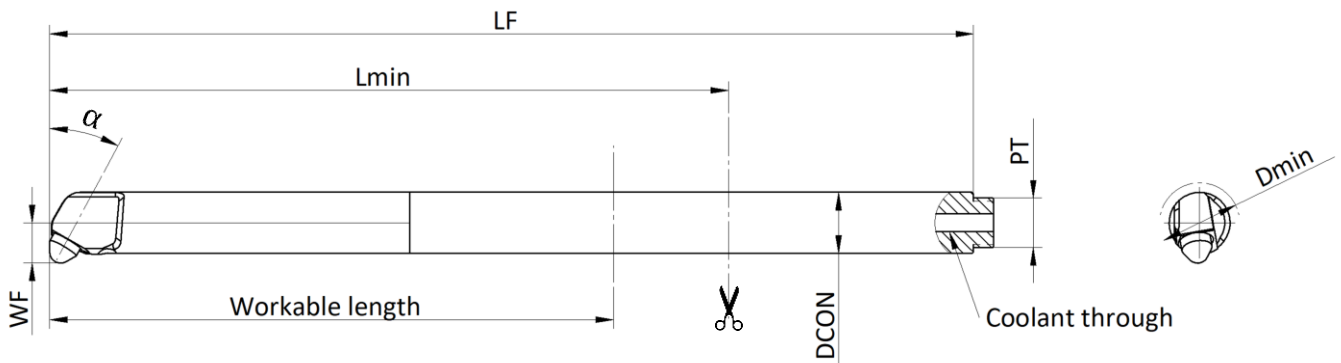
#### 6. Additional Tips

- Use adequate coolant or lubrication to prevent built-up edge and overheating.
- Ensure correct tool alignment – misalignment affects surface finish and dimensional stability.
- For softer or ductile materials, reduce feed or use smaller interference increments to control deformation.
- Avoid burnishing interrupted surfaces such as keyways, grooves, or threads.

#### 7. Safety & Maintenance

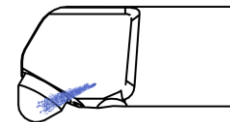
- Inspect the diamond tip regularly for wear or chipping. Replace when needed.
- Follow standard machine-tool safety procedures, including eye protection, proper clamping, and chip evacuation.
- Store the burnishing tool in a clean, protected environment to preserve tool integrity.

## Diamond burnishing tools – Monoblock



**LF** – nominal length  
**Lmin** – minimum total length after cutting  
**Lc** – recommended clamping length, 3 times diameter  
**DCON** – diameter of connection  
**WF** – distance from cutting point to centre  
**PT** – coolant inlet connection

C - Coolant through

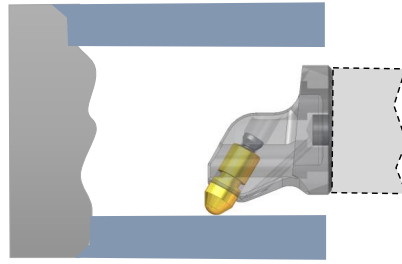
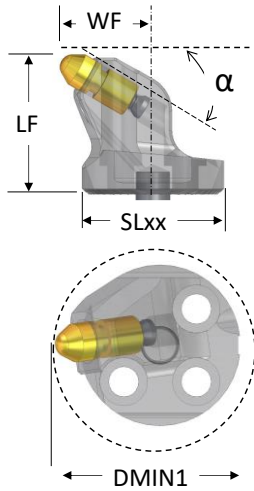


Standard: Metric (with fixed head)													
Part number	Type	Workable length <sup>b</sup> (mm)	Dmin (mm)	Lmin <sup>a</sup> (mm)	Lc (mm)	WF <sup>c</sup> (mm)	$\alpha$ (°)	LAMS (°)	PT	Master nib	Insert screw	Material	KG
301355	STMD M12-180 DB R 061002	72-132	16	180	36	8	30	10	G1/8	DB 061002	IS M3x6	S+C <sup>d</sup>	0.30
301356	STMD M16-224 DB R 061002	96-176	20	224	48	10	30	9	M12x1	DB 061002	IS M3x6	S+C <sup>d</sup>	0.55

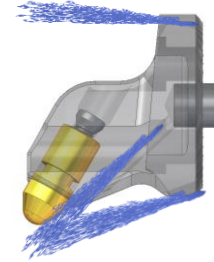
Standard: Inch (with fixed head)													
Part number	Type	Workable length <sup>b</sup> (inch)	Dmin (inch)	Lmin <sup>a</sup> (inch)	Lc (inch)	WF <sup>c</sup> (inch)	$\alpha$ (°)	LAMS (°)	PT	Master nib	Insert screw	Material	KG
301357	STMD i 1/2-7.1 DB R 061002	3-5.5	0.63	7.1	1.5	0.31	30	10	G1/8	DB 061002	IS M3x6	S+C <sup>d</sup>	0.30
301358	STMD i 5/8-8.8 DB R 061002	3.75-6.88	0.79	8.8	1.88	0.39	30	9	M12x1	DB 061002	IS M3x6	S+C <sup>d</sup>	0.55

a – total length to the cutting point  
 b – measured from the cutting edge to the clamping  
 c – distance from cutting point to centre  
 d – Carbide back end joined with steel  
 All burnishing tools are delivered with the burnishing nib (artificial diamond) and nib screw.

## Diamond burnishing heads



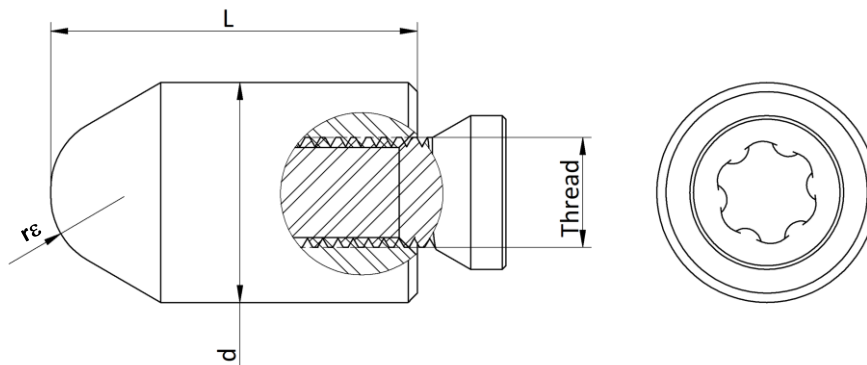
CP – Central and Peripheral coolant



Part Number	Type	DMIN1 (mm)	LF (mm)	WF (mm)	$\alpha$ (°)	LAMS (°)	Burnishing Nib	Nib screw	KG
301639	SL20 DB L CP	24	21	12	30	11	DB 061402	IS M3x6	0.02
300631	SL20 DB R CP	24	21	12	30	11	DB 061402	IS M3x6	0.02
301640	SL25 DB L CP	30	25	16	30	8	DB 061402	IS M3x6	0.04
300632	SL25 DB R CP	30	25	16	30	8	DB 061402	IS M3x6	0.04
301641	SL32 DB L CP	38	33	20	30	7	DB 061402	IS M3x6	0.07
300633	SL32 DB R CP	38	33	20	30	7	DB 061402	IS M3x6	0.07
301642	SL40 DB L CP	46	34	24	30	10	DB 061402	IS M3x6	0.14
300634	SL40 DB R CP	46	34	24	30	10	DB 061402	IS M3x6	0.14

All burnishing heads are delivered with the burnishing nib (artificial diamond) and nib screw.

## Diamond burnishing nibs



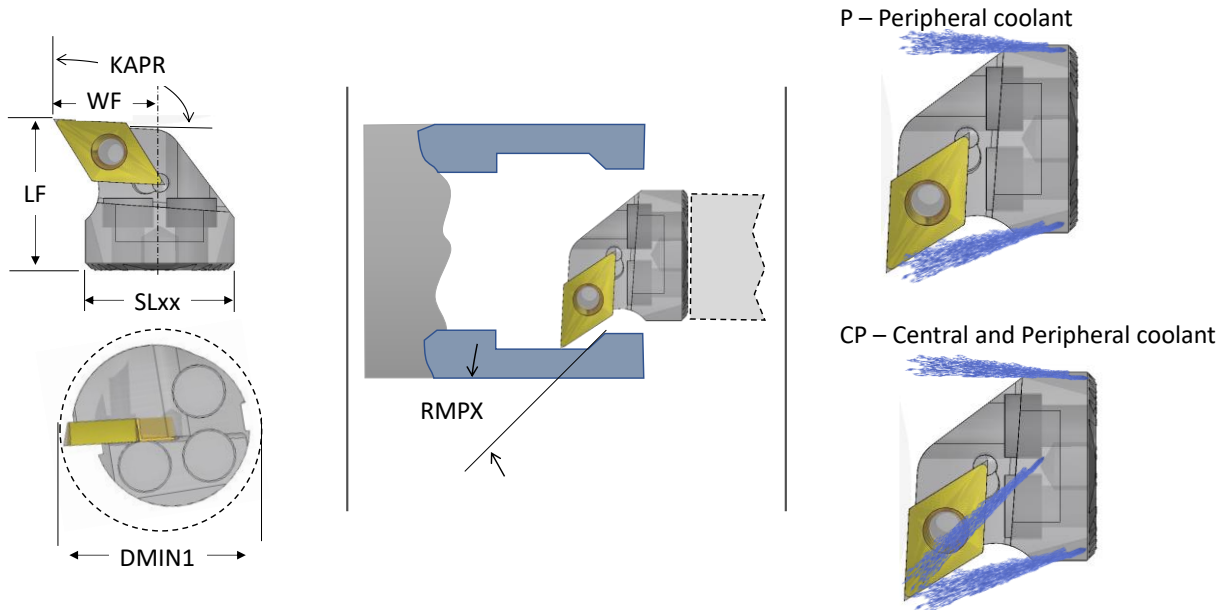
Part Number	Nib Type	d	L	rε	Thread	P	M	K	H	S	N
301379	DB 061002 - Artificial	6	10	2	M3	•	•	•	•	•	•
300630	DB 061402 - Artificial	6	14	2	M3	•	•	•	•	•	•
301541	DB 061002 - Natural	6	10	2	M3	•	•	•	•	•	•
301542	DB 061402 - Natural	6	14	2	M3	•	•	•	•	•	•

Natural diamond has longer life time and is more wear resistance comparing to artificial diamond.

## Cutter heads – Positive ISO inserts

MAQ reserves the right to make small modifications on its products, without prior notice, for improvements.

### SDUCR, SDUCL for DCMT Inserts



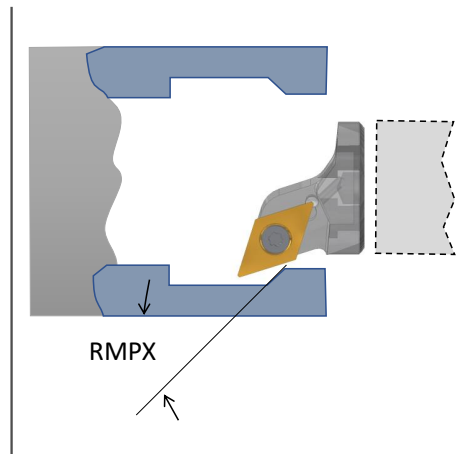
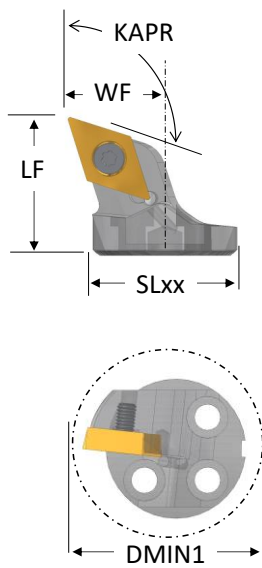
Part Number	Type	DMIN1 (mm)	LF (mm)	WF (mm)	KAPR (°)	RMPX (°)	LAMS (°)	GAMO (°)	Master insert	Insert screw	KG
300118	SL12 SDUCL P <sup>a</sup>	16	14	9	93	30	-8	0	DCMT 070204	IS M2.5x6.0	0.01
300059	SL12 SDUCR P <sup>a</sup>	16	14	9	93	30	-8	0	DCMT 070204	IS M2.5x6.0	0.01
300119	SL16 SDUCL P <sup>a</sup>	20	17	11	93	30	-6	0	DCMT 070204	IS M2.5x6.0	0.01
300060	SL16 SDUCR P <sup>a</sup>	20	17	11	93	30	-6	0	DCMT 070204	IS M2.5x6.0	0.01
300120	SL20 SDUCL P <sup>a</sup>	25	20	13	93	30	-8	0	DCMT 11T304	IS M3.5x10.0	0.02
300061	SL20 SDUCR P <sup>a</sup>	25	20	13	93	30	-8	0	DCMT 11T304	IS M3.5x10.0	0.02
300121	SL25 SDUCL P <sup>a</sup>	32	22	17	93	30	-6	0	DCMT 11T304	IS M3.5x10.0	0.04
300062	SL25 SDUCR P <sup>a</sup>	32	22	17	93	30	-6	0	DCMT 11T304	IS M3.5x10.0	0.04
300122	SL32 SDUCL P <sup>a</sup>	40	27	22	93	30	-10	0	DCMT 11T304	IS M3.5x10.0	0.07
300063	SL32 SDUCR P <sup>a</sup>	40	27	22	93	30	-10	0	DCMT 11T304	IS M3.5x10.0	0.07
300209	SL40 SDUCL CP <sup>b</sup> WF27	50	32	27	93	30	-8	0	DCMT 11T304	IS M3.5x10.0	0.14
300195	SL40 SDUCR CP <sup>b</sup> WF27	50	32	27	93	30	-8	0	DCMT 11T304	IS M3.5x10.0	0.14
301553	SL40 SDUCR CP <sup>b</sup> WF22	45	32	22	93	30	-8	0	DCMT 11T304	IS M3.5x10.0	0.14
301421	SL80 SDUCL 11T3	90	40	47	93	30	-4	0	DCMT 11T304	IS M3.5x10.0	0.40
301418	SL80 SDUCR 11T3	90	40	47	93	30	-4	0	DCMT 11T304	IS M3.5x10.0	0.40

All cutter heads are delivered with the insert clamp screw and torx key

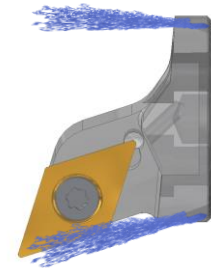
a - P - Peripheral coolant works for SL connection with 3C

b - CP - Central and Peripheral coolant works with SL connection with both 1C and 3C

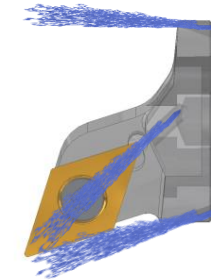
## SDQCR, SDQCL for DCMT Inserts



P – Peripheral coolant



CP – Central and Peripheral coolant



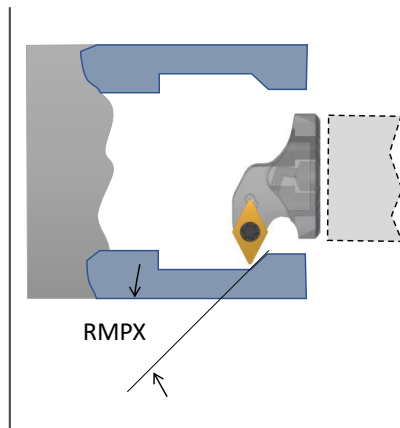
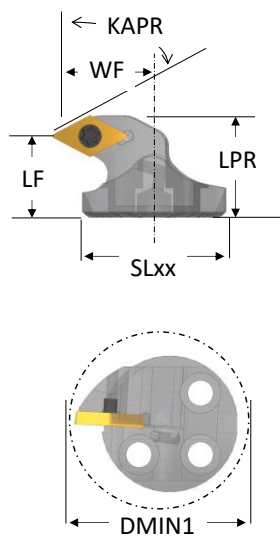
Part Number	Type	DMIN1 (mm)	LF (mm)	WF (mm)	KAPR (°)	RMPX (°)	LAMS (°)	GAMO (°)	Master insert	Insert screw	KG
301526	SL16 SDQCL P <sup>a</sup>	20	18	11	107.5	17	-6	0	DCMT 070204	IS M2.5x6.0	0.01
300545	SL16 SDQCR P <sup>a</sup>	20	18	11	107.5	17	-6	0	DCMT 070204	IS M2.5x6.0	0.01
301527	SL20 SDQCL CP <sup>b</sup>	25	24	13	107.5	17	-8	0	DCMT 11T304	IS M3.5x10.0	0.02
300546	SL20 SDQCR CP <sup>b</sup>	25	24	13	107.5	17	-8	0	DCMT 11T304	IS M3.5x10.0	0.02
301528	SL25 SDQCL CP <sup>b</sup>	32	24	17	107.5	17	-6	0	DCMT 11T304	IS M3.5x10.0	0.04
300547	SL25 SDQCR CP <sup>b</sup>	32	24	17	107.5	17	-6	0	DCMT 11T304	IS M3.5x10.0	0.04
301529	SL32 SDQCL CP <sup>b</sup>	40	26	22	107.5	17	-5	0	DCMT 11T304	IS M3.5x10.0	0.07
300548	SL32 SDQCR CP <sup>b</sup>	40	26	22	107.5	17	-5	0	DCMT 11T304	IS M3.5x10.0	0.07
301530	SL40 SDQCL CP <sup>b</sup>	50	26	27	107.5	17	-5	0	DCMT 11T304	IS M3.5x10.0	0.14
300549	SL40 SDQCR CP <sup>b</sup>	50	26	27	107.5	17	-5	0	DCMT 11T304	IS M3.5x10.0	0.14

All cutter heads are delivered with the insert clamp screw and torx key

a - P - Peripheral coolant works for SL connection with 3C

b - CP - Central and Peripheral coolant works with SL connection with both 1C and 3C

## SDXCR, SDXCL for DCMT Inserts



P – Peripheral coolant



CP – Central and Peripheral coolant



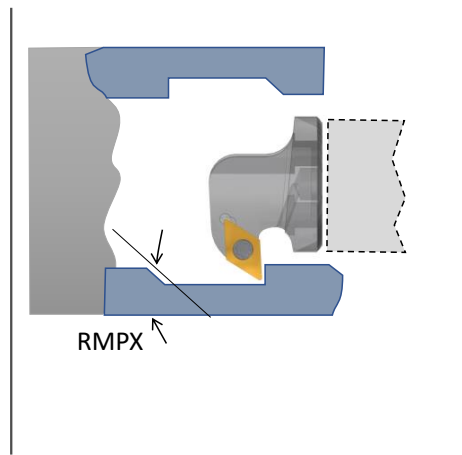
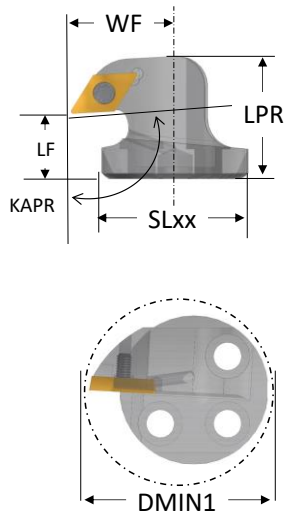
Part Number	Type	DMIN1 (mm)	LF (mm)	LPR (mm)	WF (mm)	KAPR (°)	RMPX (°)	LAMS (°)	GAMO (°)	Master insert	Insert screw	KG
301565	SL16 SDXCL CP <sup>b</sup>	22	12.5	16	13	62.5	60	-6	0	DCMT 070204	IS M2.5x6.0	0.01
300550	SL16 SDXCR CP <sup>b</sup>	22	12.5	16	13	62.5	60	-6	0	DCMT 070204	IS M2.5x6.0	0.01
301566	SL20 SDXCL CP <sup>b</sup>	27	13	17	15	62.5	60	-3	0	DCMT 070204	IS M2.5x8.0	0.02
300551	SL20 SDXCR CP <sup>b</sup>	27	13	17	15	62.5	60	-3	0	DCMT 070204	IS M2.5x8.0	0.02
301567	SL25 SDXCL CP <sup>b</sup> DC0702	33	14	17.6	18	62.5	60	-3	0	DCMT 070204	IS M2.5x8.0	0.04
300552	SL25 SDXCR CP <sup>b</sup> DC0702	33	14	17.6	18	62.5	60	-3	0	DCMT 070204	IS M2.5x8.0	0.04
301555	SL25 SDXCL CP <sup>b</sup> DC11T3	33	14	17.6	18	62.5	60	-3	0	DCMT 11T304	IS M3.5x10.0	0.04
301554	SL25 SDXCR CP <sup>b</sup> DC11T3	33	14	17.6	18	62.5	60	-3	0	DCMT 11T304	IS M3.5x10.0	0.04
301568	SL32 SDXCL CP <sup>b</sup>	40	17	22.5	22	62.5	60	-8	0	DCMT 11T304	IS M3.5x10.0	0.07
300553	SL32 SDXCR CP <sup>b</sup>	40	17	22.5	22	62.5	60	-8	0	DCMT 11T304	IS M3.5x10.0	0.07
301569	SL40 SDXCL CP <sup>b</sup>	50	17	22	27	62.5	60	-8	0	DCMT 11T304	IS M3.5x10.0	0.14
300554	SL40 SDXCR CP <sup>b</sup>	50	17	22	27	62.5	60	-8	0	DCMT 11T304	IS M3.5x10.0	0.14

All cutter heads are delivered with the insert clamp screw and torx key

a - P - Peripheral coolant works for SL connection with 3C

b - CP - Central and Peripheral coolant works with SL connection with both 1C and 3C

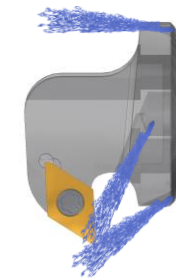
## Back boring – B-SDUCR, B-SDUCL for DCMT Inserts



P – Peripheral coolant



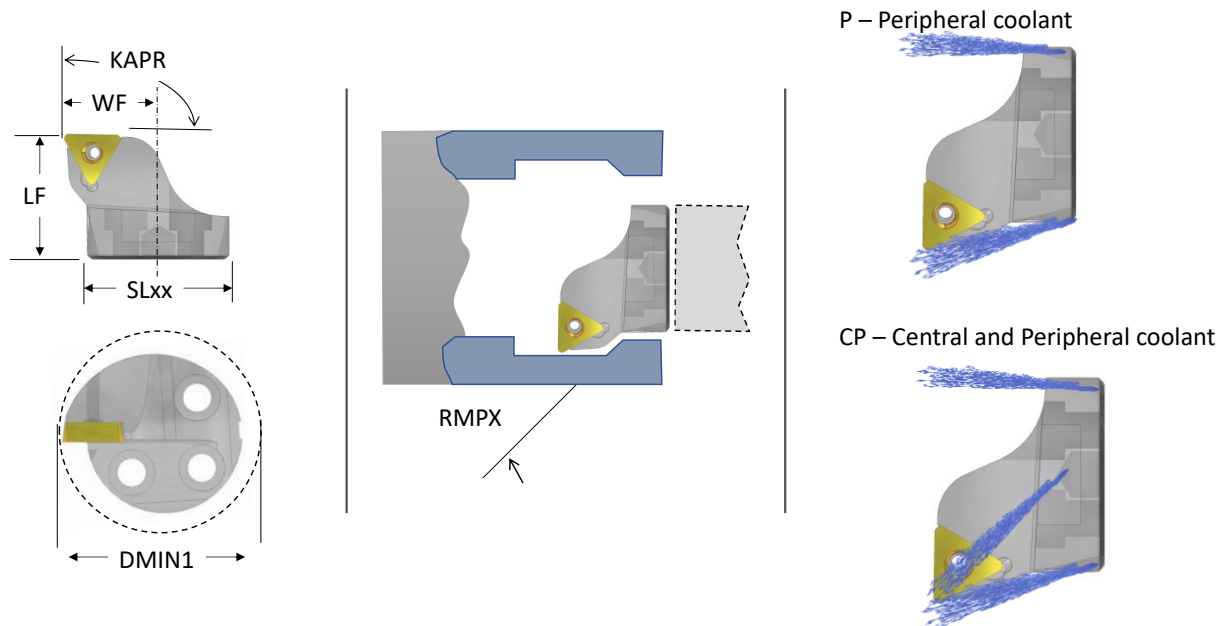
CP – Central and Peripheral coolant



Part Number	Type	DMIN1 (mm)	LF (mm)	LPR (mm)	WF (mm)	KAPR (°)	RMPX (°)	LAMS (°)	GAMO (°)	Master insert	Insert screw	KG
301556	SL16 B-SDUCL CP <sup>a</sup>	20	11	20	13	93	30	-6	0	DCMT 070204	IS M2.5x6.0	0.01
300555	SL16 B-SDUCR CP <sup>a</sup>	20	11	20	13	93	30	-6	0	DCMT 070204	IS M2.5x6.0	0.01
301557	SL20 B-SDUCL CP <sup>a</sup>	25	11	20	15	93	30	-3	0	DCMT 070204	IS M2.5x6.0	0.02
300556	SL20 B-SDUCR CP <sup>a</sup>	25	11	20	15	93	30	-3	0	DCMT 070204	IS M2.5x6.0	0.02
301558	SL25 B-SDUCL CP <sup>a</sup>	32	11	21	18	93	30	-3	0	DCMT 070204	IS M2.5x8.0	0.04
300557	SL25 B-SDUCR CP <sup>a</sup>	32	11	21	18	93	30	-3	0	DCMT 070204	IS M2.5x8.0	0.04
301559	SL32 B-SDUCL CP <sup>a</sup>	40	13	27	22	93	30	-10	0	DCMT 11T304	IS M3.5x10.0	0.07
300558	SL32 B-SDUCR CP <sup>a</sup>	40	13	27	22	93	30	-10	0	DCMT 11T304	IS M3.5x10.0	0.07
301560	SL40 B-SDUCL CP <sup>a</sup>	50	15	29	27	93	30	-8	0	DCMT 11T304	IS M3.5x10.0	0.14
300559	SL40 B-SDUCR CP <sup>a</sup>	50	15	29	27	93	30	-8	0	DCMT 11T304	IS M3.5x10.0	0.14

All cutter heads are delivered with the insert clamp screw and torx key  
a - CP -Central and Peripheral coolant exits

## STFCR, STFCL for TCMT Inserts



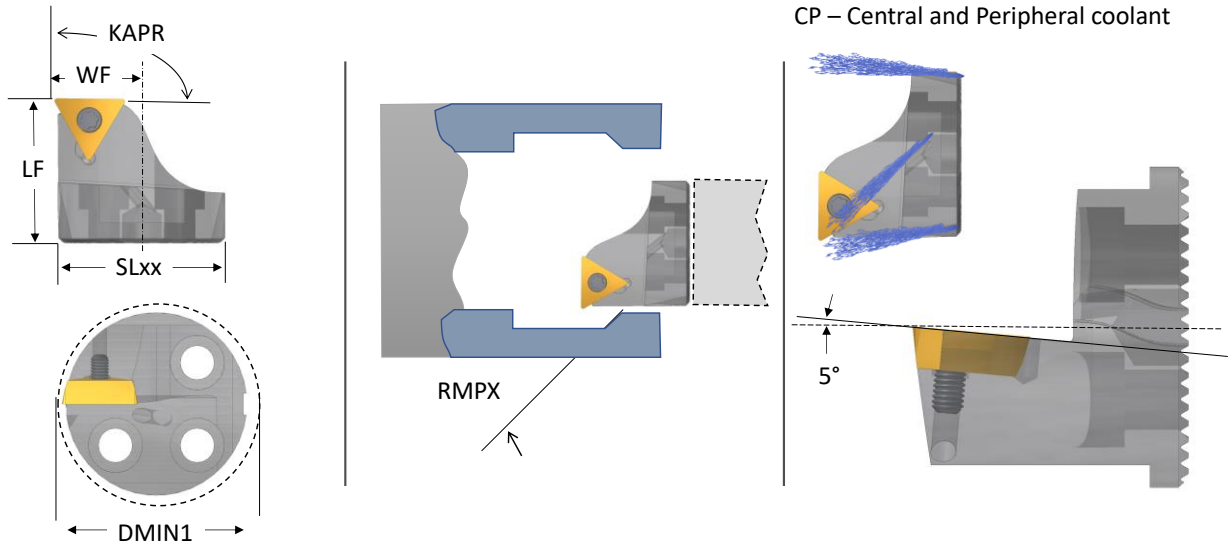
Part Number	Type	DMIN1 (mm)	LF (mm)	WF (mm)	KAPR (°)	RMPX (°)	LAMS (°)	GAMO (°)	Master insert	Insert screw	KG
300124	SL12 STFCL P <sup>a</sup>	16	14	9	91	NA	-6	0	TCMT 090204	IS M2.2x5.0	0.01
300065	SL12 STFCR P <sup>a</sup>	16	14	9	91	NA	-6	0	TCMT 090204	IS M2.2x5.0	0.01
300125	SL16 STFCL P <sup>a</sup>	20	16	11	91	NA	-6	0	TCMT 090204	IS M2.2x5.0	0.01
300066	SL16 STFCR P <sup>a</sup>	20	16	11	91	NA	-6	0	TCMT 090204	IS M2.2x5.0	0.01
300126	SL20 STFCL P <sup>a</sup>	25	20	13	91	NA	-4	0	TCMT 110304	IS M2.5x8.0	0.02
300067	SL20 STFCR P <sup>a</sup>	25	20	13	91	NA	-4	0	TCMT 110304	IS M2.5x8.0	0.02
300127	SL25 STFCL P <sup>a</sup>	32	22	17	91	NA	-4	0	TCMT 110304	IS M2.5x8.0	0.04
300068	SL25 STFCR P <sup>a</sup>	32	22	17	91	NA	-4	0	TCMT 110304	IS M2.5x8.0	0.04
300128	SL32 STFCL P <sup>a</sup>	40	27	22	91	NA	-10	0	TCMT 16T304	IS M3.5x10.0	0.07
300069	SL32 STFCR P <sup>a</sup>	40	27	22	91	NA	-10	0	TCMT 16T304	IS M3.5x10.0	0.07
300210	SL40 STFCL CP <sup>b</sup>	50	32	27	91	NA	-10	0	TCMT 16T304	IS M3.5x10.0	0.14
300197	SL40 STFCR CP <sup>b</sup>	50	32	27	91	NA	-10	0	TCMT 16T304	IS M3.5x10.0	0.14

All cutter heads are delivered with the insert clamp screw and torx key

a - P - Peripheral coolant works for SL connection with 3C

b - CP - Central and Peripheral coolant works with SL connection with both 1C and 3C

## STFPR for TPMT Inserts

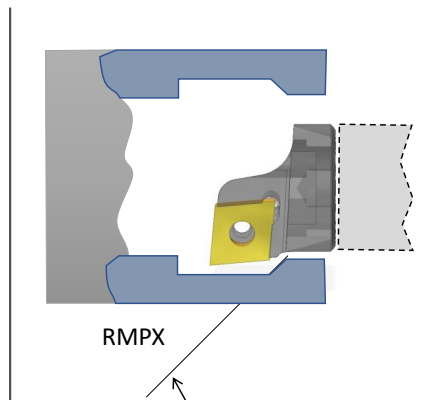
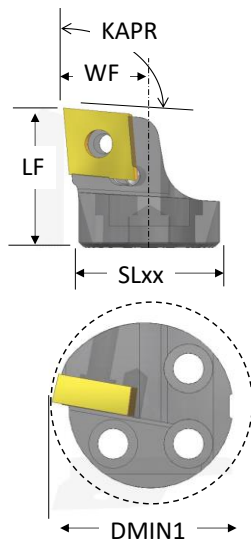


Part Number	Type	DMIN1 (mm)	LF (mm)	WF (mm)	KAPR (°)	RMPX (°)	LAMS (°)	GAMO (°)	Master insert	Insert screw	KG
300466	SL16 STFPR CP <sup>a</sup>	18	17	8.8	91	NA	-3.5	5	TPMT 090204	IS M2.2x5.0	0.01
300467	SL20 STFPR CP <sup>a</sup>	22	19	10.8	91	NA	-2	5	TPMT 110304	IS M2.5x8.0	0.02
300468	SL25 STFPR CP <sup>a</sup>	27	22	13.3	91	NA	0	5	TPMT 110304	IS M2.5x8.0	0.04

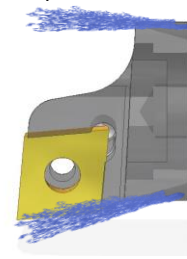
All cutter heads are delivered with the insert clamp screw and torx key

a - CP -Central and Peripheral coolant works with SL connection with both 1C and 3C

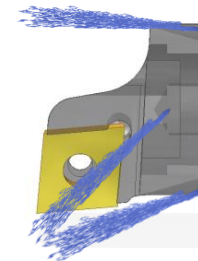
## SCLCR, SCLCL for CCMT Inserts



P – Peripheral coolant



CP – Central and Peripheral coolant



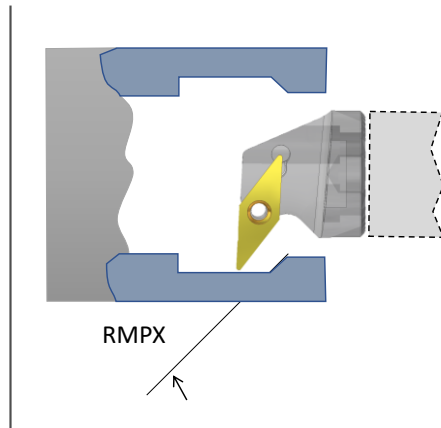
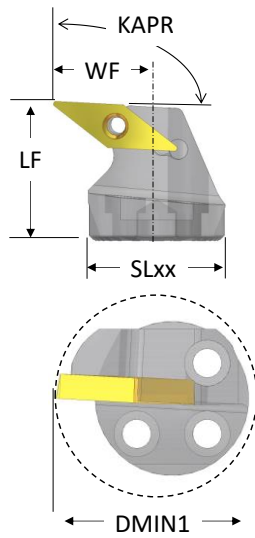
Part Number	Type	DMIN1 (mm)	LF (mm)	WF (mm)	KAPR (°)	RMPX (°)	LAMS (°)	GAMO (°)	Master Insert	Insert screw	KG
300112	SL12 SCLCL P <sup>a</sup>	17	15	10	95	NA	-6	0	CCMT 060204	IS M2.5x6.0	0.01
300071	SL12 SCLCR P <sup>a</sup>	17	15	10	95	NA	-6	0	CCMT 060204	IS M2.5x6.0	0.01
300113	SL16 SCLCL P <sup>a</sup>	20	17	11	95	NA	-6	0	CCMT 060204	IS M2.5x6.0	0.01
300072	SL16 SCLCR P <sup>a</sup>	20	17	11	95	NA	-6	0	CCMT 060204	IS M2.5x6.0	0.01
300114	SL20 SCLCL P <sup>a</sup>	25	20	13	95	NA	-8	0	CCMT 09T304	IS M3.5x10.0	0.02
300073	SL20 SCLCR P <sup>a</sup>	25	20	13	95	NA	-8	0	CCMT 09T304	IS M3.5x10.0	0.02
300115	SL25 SCLCL P <sup>a</sup>	32	22	17	95	NA	-6	0	CCMT 09T304	IS M3.5x10.0	0.04
300074	SL25 SCLCR CP <sup>a</sup>	32	22	17	95	NA	-6	0	CCMT 09T304	IS M3.5x10.0	0.04
300116	SL32 SCLCL P <sup>a</sup>	40	24	22	95	NA	-10	0	CCMT 09T304	IS M3.5x10.0	0.07
300075	SL32 SCLCR P <sup>a</sup>	40	24	22	95	NA	-10	0	CCMT 09T304	IS M3.5x10.0	0.07
300076	SL40 SCLCR P <sup>a</sup>	50	25	27	95	NA	-10	0	CCMT 09T304	IS M3.5x10.0	0.14
300208	SL40 SCLCL CP <sup>b</sup>	50	26	27	95	NA	-7	0	CCMT 120404	IS M4.0x15.0	0.14
300196	SL40 SCLCR CP <sup>b</sup>	50	26	27	95	NA	-7	0	CCMT 120404	IS M4.0x15.0	0.14

All cutter heads are delivered with the insert clamp screw and torx key

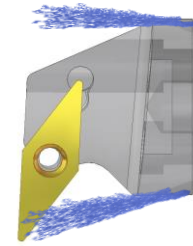
a - P - Peripheral coolant works for SL connection with 3C

b - CP - Central and Peripheral coolant works with SL connection with both 1C and 3C

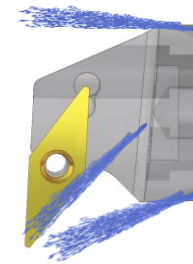
## SVUCR, SVUCL for VCMT Inserts



P – Peripheral coolant



CP – Central and Peripheral coolant



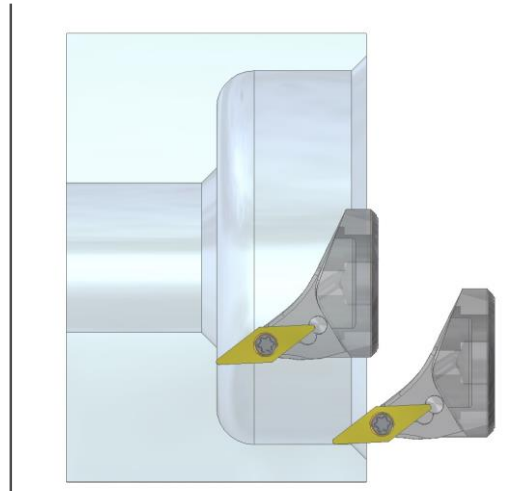
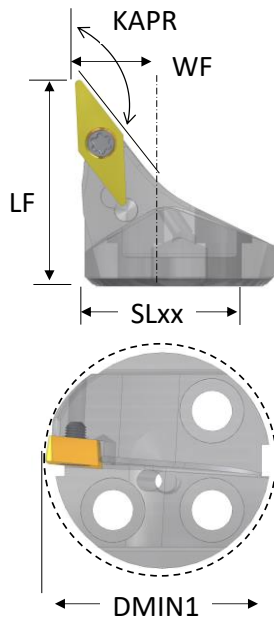
Part Number	Type	DMIN (mm)	LF (mm)	WF (mm)	KAPR (°)	RMPX (°)	LAMS (°)	GAMO (°)	Master Insert	Insert screw	KG
301534	SL16 SVUCL P <sup>a</sup> WF16	25	17	16	93	45	-8	0	VCMT 110304	IS M2.5x6.0	0.02
300666	SL16 SVUCR P <sup>a</sup> WF16	25	17	16	93	45	-8	0	VCMT 110304	IS M2.5x6.0	0.02
300199	SL20 SVUCL P <sup>a</sup>	27	20.5	15	93	45	-4	0	VCMT 110304	IS M2.5x8.0	0.02
300198	SL20 SVUCR P <sup>a</sup>	27	20.5	15	93	45	-4	0	VCMT 110304	IS M2.5x8.0	0.02
300201	SL25 SVUCL P <sup>a</sup>	33	20.5	18	93	45	-2	0	VCMT 110304	IS M2.5x8.0	0.04
300200	SL25 SVUCR P <sup>a</sup>	33	20.5	18	93	45	-2	0	VCMT 110304	IS M2.5x8.0	0.04
300598	SL32 SVUCL CP <sup>b</sup>	40	25	22	93	45	-10	0	VCMT 160404	IS M3.5x10.0	0.08
300597	SL32 SVUCR CP <sup>b</sup>	40	25	22	93	45	-10	0	VCMT 160404	IS M3.5x10.0	0.08
300560	SL40 SVUCL CP <sup>b</sup>	50	28	27	93	45	-6	0	VCMT 160404	IS M3.5x10.0	0.12
300561	SL40 SVUCR CP <sup>b</sup>	50	28	27	93	45	-6	0	VCMT 160404	IS M3.5x10.0	0.12

All cutter heads are delivered with the insert clamp screw and torx key

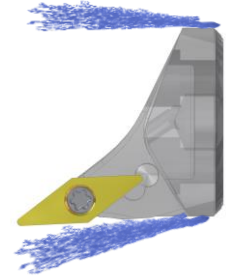
a - P - Peripheral coolant works for SL connection with 3C

b - CP - Central and Peripheral coolant works with SL connection with both 1C and 3C

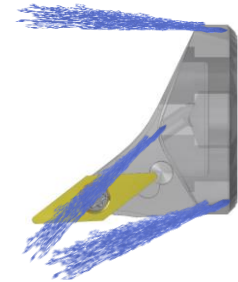
## SVJCR, SVJCL for VCMT Inserts



P – Peripheral coolant



CP – Central and Peripheral coolant



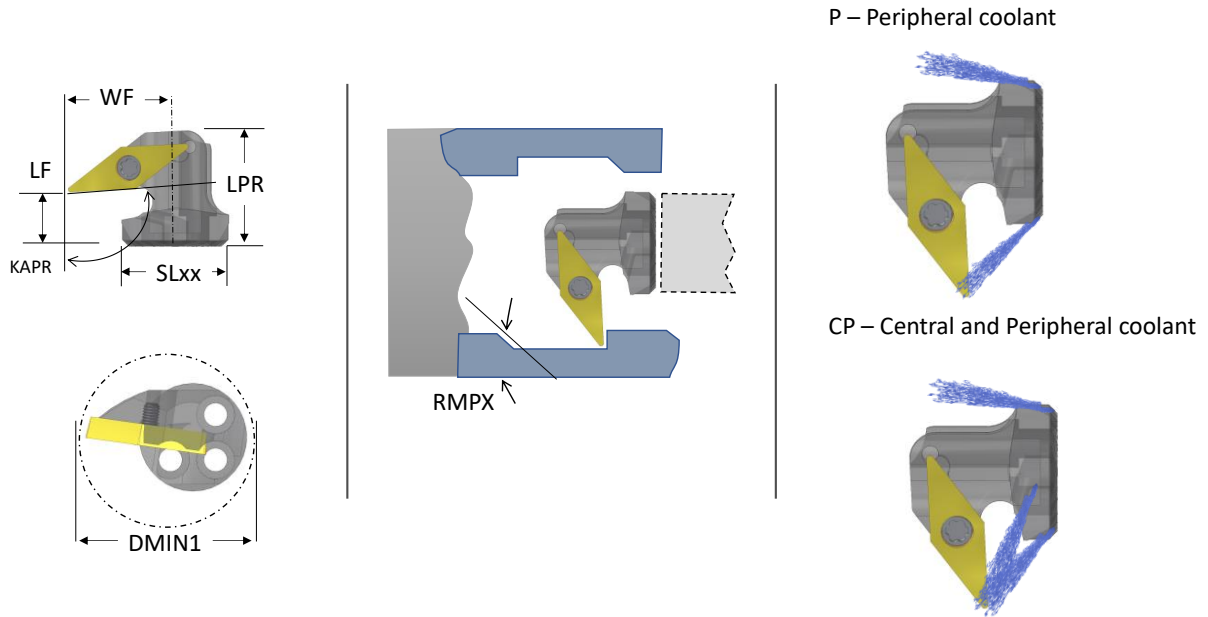
Part Number	Type	DMIN (mm)	LF (mm)	WF (mm)	KAPR (°)	RMPX (°)	LAMS (°)	GAMO (°)	Master Insert	Insert screw	KG
301654	<b>SL16 SVJCR P 0702</b>	20	22.5	9	152	NA	-3	-2	VCMT 070204	IS M2.0x4.0	0.02
301656	<b>SL16 SVJCR P 0802</b>	20	22.5	9	152	NA	-3	-2	VCMT 080204	IS M2.0x6.0	0.02
301658	<b>SL20 SVJCR CP 0702</b>	25	22.5	11	152	NA	-3	-5	VCMT 070204	IS M2.0x4.0	0.02
301660	<b>SL20 SVJCR CP 0802</b>	25	22.5	11	152	NA	-3	-5	VCMT 080204	IS M2.0x6.0	0.02
301662	<b>SL25 SVJCR CP</b>	32	30	13.5	152	NA	-3	-5	VCMT 110304	IS M2.5x8.0	0.04
301664	<b>SL32 SVJCR CP</b>	40	30	17	152	NA	-4	-5	VCMT 110304	IS M2.5x8.0	0.08
301666	<b>SL40 SVJCR CP</b>	50	39.5	21	152	NA	-3	-5	VCMT 160404	IS M3.5x10.0	0.12

All cutter heads are delivered with the insert clamp screw and torx key

a - P - Peripheral coolant works for SL connection with 3C

b - CP - Central and Peripheral coolant works with SL connection with both 1C and 3C

## Back boring – B-SVUCR for VCMT Inserts



Part Number	Type	DMIN1 (mm)	LF (mm)	LPR (mm)	WF (mm)	KAPR (°)	RMPX (°)	LAMS (°)	GAMO (°)	Master insert	Insert screw	KG
301561	SL16 B SVUCL CP <sup>b</sup>	25	8	17	16	93	45	-8	0	VCMT 110304	IS M2.5x6.0	0.02
300667	SL16 B SVUCR CP <sup>b</sup>	25	8	17	16	93	45	-8	0	VCMT 110304	IS M2.5x6.0	0.02

All cutter heads are delivered with the insert clamp screw and torx key

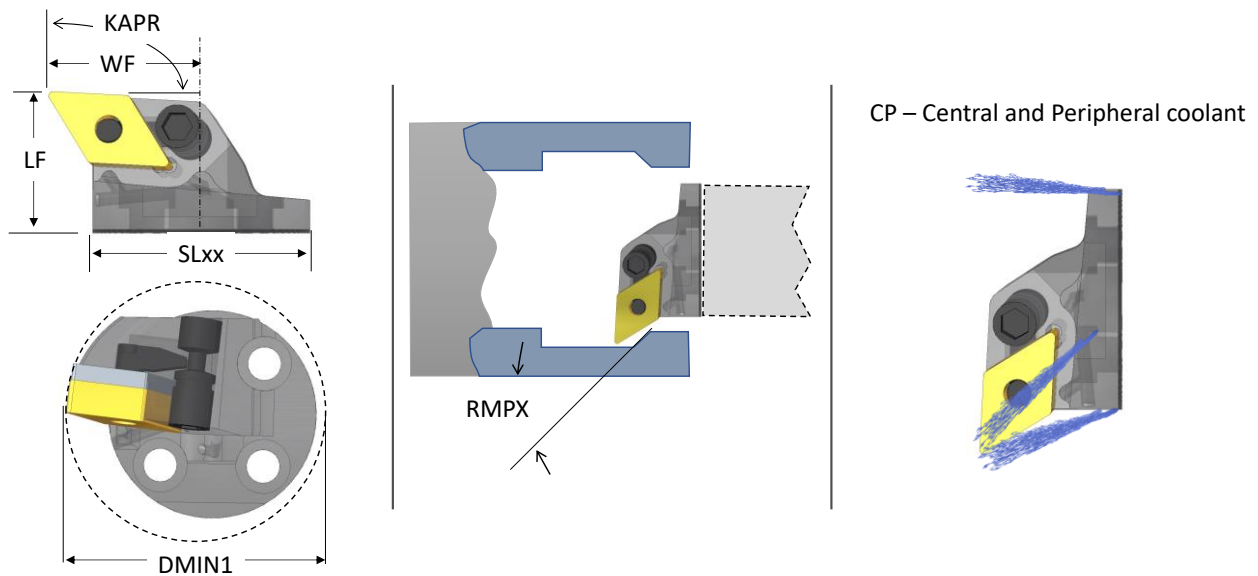
a - P - Peripheral coolant works for SL connection with 3C

b - CP - Central and Peripheral coolant works with SL connection with both 1C and 3C

## Cutter heads – Negative ISO inserts

MAQ reserves the right to make small modifications on its products, without prior notice, for improvements.

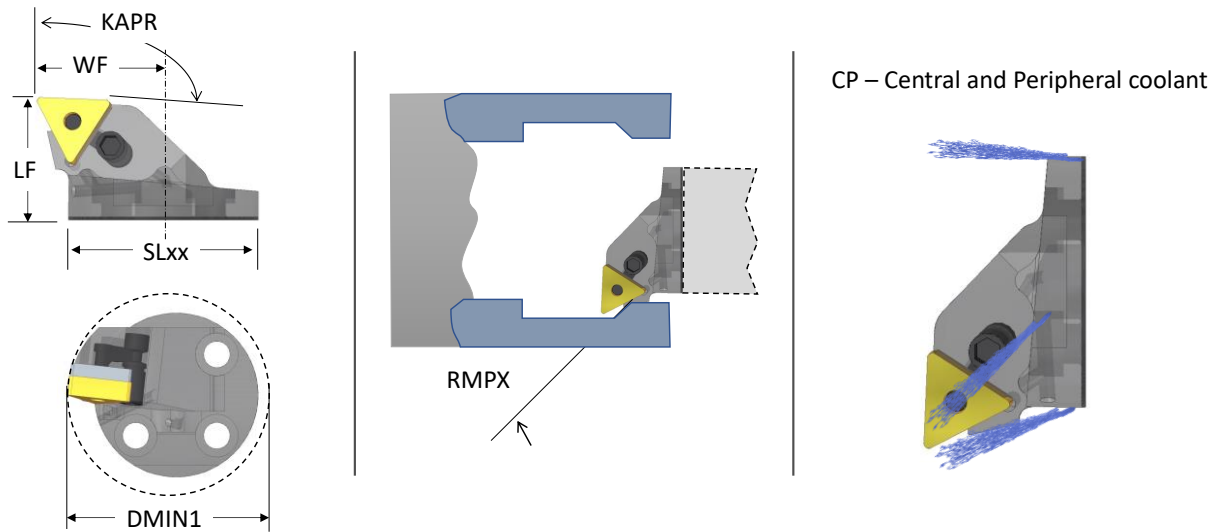
### PDUNR, PDUNL for DNMG Inserts



Part Number	Type	DMIN1 (mm)	LF (mm)	WF (mm)	KAPR (°)	RMPX (°)	LAMS (°)	GAMO (°)	Insert	Slot screw	Level	Shim	KG
300661	SL25 PDUNL CP <sup>a</sup>	34	23	19	93	27	-10	-6	DNMG 1104XX	M5x0.8x15	LV3 G0310	NA	0.05
300660	SL25 PDUNR CP <sup>a</sup>	34	23	19	93	27	-10	-6	DNMG 1104XX	M5x0.8x15	LV3 G0310	NA	0.05
300562	SL32 PDUNL CP <sup>a</sup>	40	26	22	93	27	-10	-7	DNMG 1104XX	M6x1x17	LV3 G0312	PS DNMG 1104	0.09
300427	SL32 PDUNR CP <sup>a</sup>	40	26	22	93	27	-10	-7	DNMG 1104XX	M6x1x17	LV3 G0312	PS DNMG 1104	0.09
300402	SL40 PDUNL CP <sup>a</sup> 1506	50	29	30	93	27	-10	-6	DNMG 1506XX	M8x1x21	LV4 G0516	PS DNMG 1506	0.14
300086	SL40 PDUNR CP <sup>a</sup> 1506	50	29	30	93	27	-10	-6	DNMG 1506XX	M8x1x21	LV4 G0516	PS DNMG 1506	0.14
300107	SL40 PDUNL CP <sup>a</sup> 1504	50	29	30	93	27	-10	-6	DNMG 1504XX	M8x1x21	LV4 G0516	PS DNMG 1504	0.14
300106	SL40 PDUNR CP <sup>a</sup> 1504	50	29	30	93	27	-10	-6	DNMG 1504XX	M8x1x21	LV4 G0516	PS DNMG 1504	0.14

All cutter heads are delivered with the insert clamp screw and torx key  
a - CP -Central and Peripheral coolant works with SL connection with both 1C and 3C

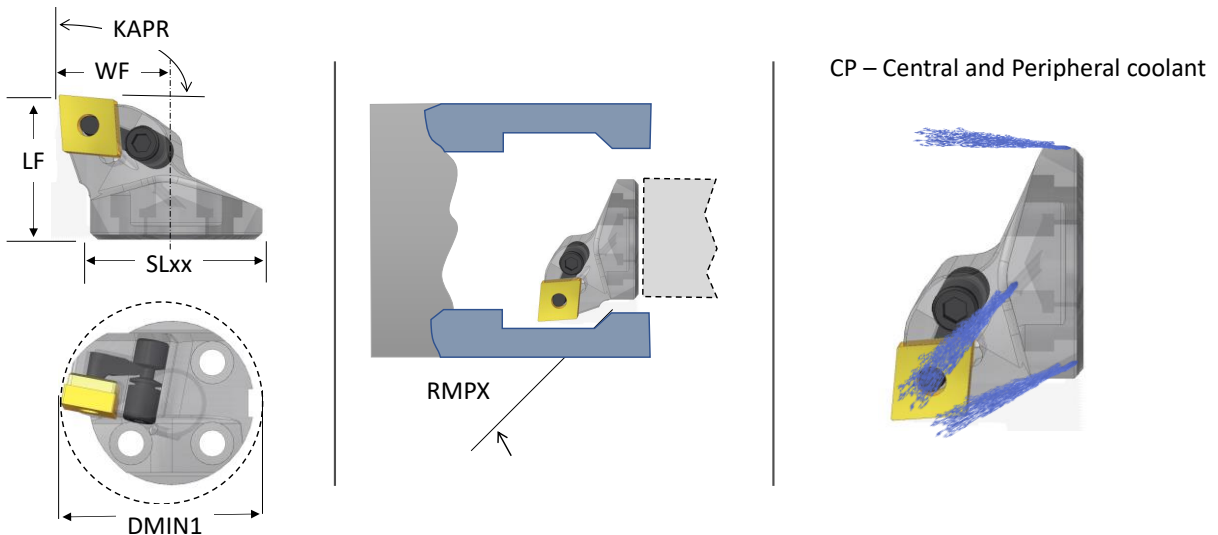
## PTFNR, PTFNL for TNMG Inserts



Part Number	Type	DMIN1 (mm)	LF (mm)	WF (mm)	KAPR (°)	RMPX (°)	LAMS (°)	GAM O (°)	Insert	Slot screw	Level	Shim	KG
300429	SL32 PTFNR CP <sup>a</sup>	40	27	22	91	NA	-9	-6	TNMG 1604XX	M6x1x17	LV3 G0310	PS TNMG 1604	0.09
300563	SL32 PTFNL CP <sup>a</sup>	40	27	22	91	NA	-9	-6	TNMG 1604XX	M6x1x17	LV3 G0310	PS TNMG 1604	0.09
300088	SL40 PTFNR CP <sup>a</sup>	50	26	27	91	NA	-10	-6	TNMG 1604XX	M6x1x17	LV3 G0310	PS TNMG 1604	0.14
300403	SL40 PTFNL CP <sup>a</sup>	50	26	27	91	NA	-10	-6	TNMG 1604XX	M6x1x17	LV3 G0310	PS TNMG 1604	0.14

All cutter heads are delivered with the insert clamp screw and torx key  
a - CP-Central and Peripheral coolant works with SL connection with both 1C and 3C

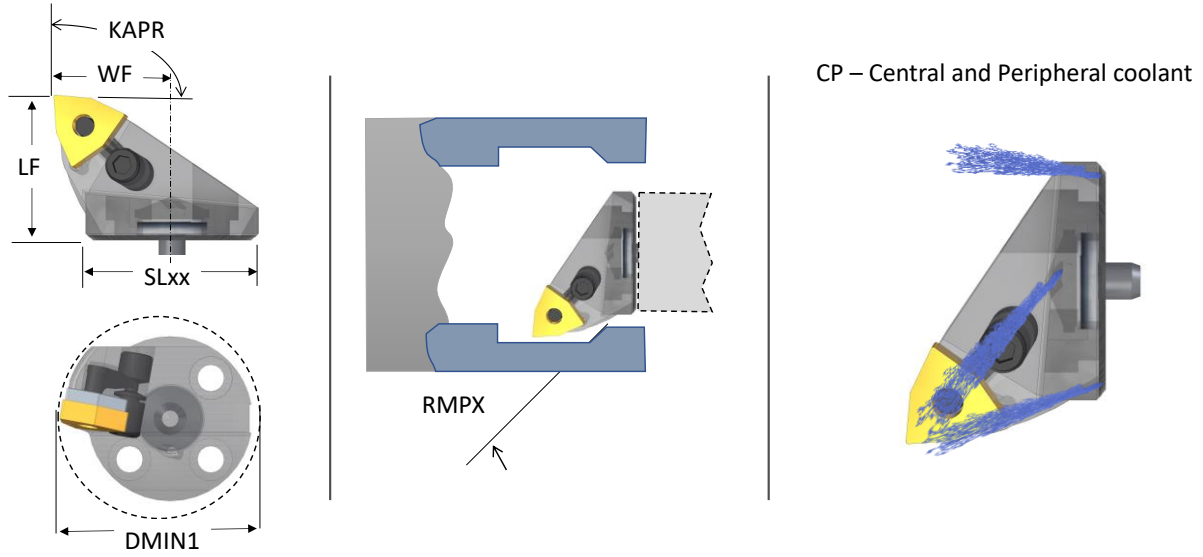
## PCLNR, PCLNL for CNMG Inserts



Part Number	Type	DMIN1 (mm)	LF (mm)	WF (mm)	KAPR (°)	RMPX (°)	LAMS (°)	GAMO (°)	Insert	Slot screw	Level	Shim	KG
300428	SL32 PCLNR CP <sup>a</sup>	40	27	22	95	NA	-11	-6	CNMG 1204XX	M6x1x17	LV4 G0513	PS CNMG 1204	0.09
300564	SL32 PCLNL CP <sup>a</sup>	40	27	22	95	NA	-11	-6	CNMG 1204XX	M6x1x17	LV4 G0513	PS CNMG 1204	0.09
300087	SL40 PCLNR CP <sup>a</sup>	50	33	27	95	NA	-11	-6	CNMG 1204XX	M8x1x21	LV4 G0513	PS CNMG 1204	0.14
300404	SL40 PCLNL CP <sup>a</sup>	50	33	27	95	NA	-11	-6	CNMG 1204XX	M8x1x21	LV4 G0513	PS CNMG 1204	0.14

All cutter heads are delivered with the insert clamp screw and torx key  
a - CP-Central and Peripheral coolant works with SL connection with both 1C and 3C

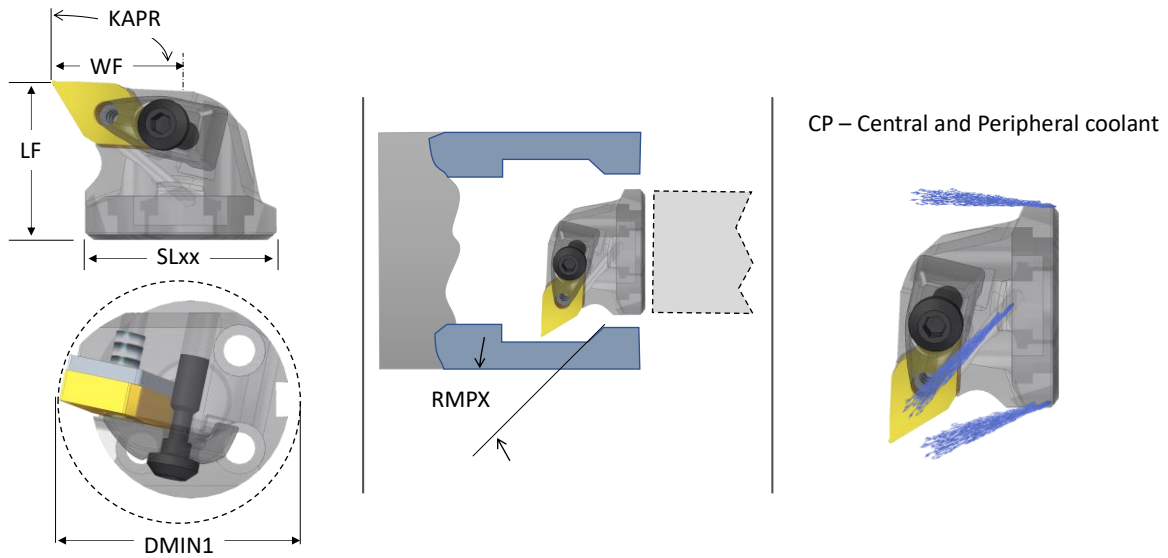
## PWLNR, PWLNL for WNMG Inserts



Part Number	Type	DMIN1 (mm)	LF (mm)	WF (mm)	KAP R (°)	RMPX (°)	LAMS (°)	GAMO (°)	Insert	Slot screw	Level	Shim	KG
300474	SL40 PWLNR CP <sup>a</sup>	50	32	27	95	NA	-10	-6	WNMG 0804XX	M8x1x21	LV4 G0513	PS WNMG 0804	0.2
300475	SL40 PWLNL CP <sup>a</sup>	50	32	27	95	NA	-10	-6	WNMG 0804XX	M8x1x21	LV4 G0513	PS WNMG 0804	0.2

All cutter heads are delivered with the insert clamp screw and torx key  
a - CP -Central and Peripheral coolant works with SL connection with both 1C and 3C

## DDUNR, DDUNL for DNMG Inserts

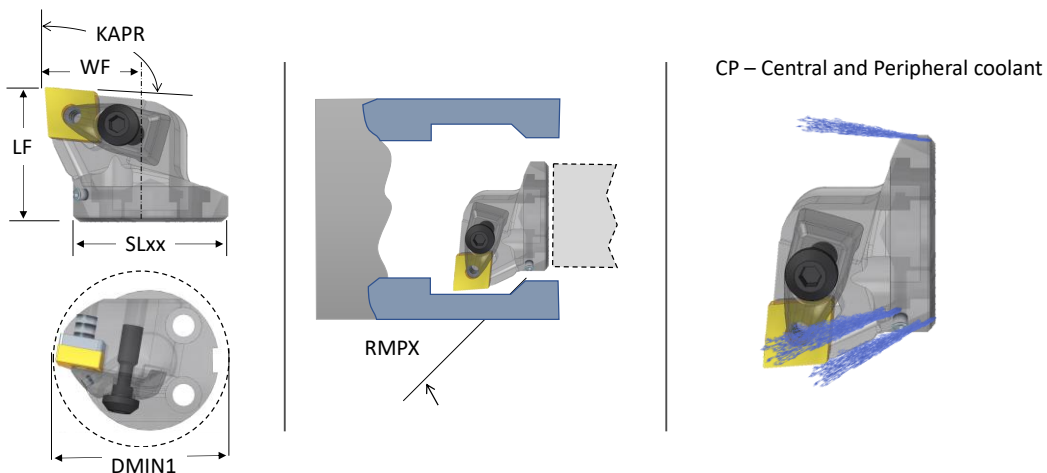


Part Number	Type	DMIN1 (mm)	LF (mm)	WF (mm)	KAPR (°)	RMPX (°)	LAMS (°)	GAMO (°)	Insert	Clamp	Clamp screw	Shim	Shim screw	
301238	SL40 DDUNR CP <sup>a</sup> 1506	50	33	27	93	27	-12	-6	DNMG 1506XX	C2RA	CM6X25C	D1503	Sleeve M6x0.75	0.21
301239	SL40 DDUNL CP <sup>a</sup> 1506	50	33	27	93	27	-12	-6	DNMG 1506XX	C2RA	CM6X25C	D1503	Sleeve M6x0.75	0.21
301240	SL40 DDUNR CP <sup>a</sup> 1504	50	33	27	93	27	-12	-6	DNMG 1504XX	C2RA	CM6X25C	D15BM	Sleeve M6x0.75	0.21
301241	SL40 DDUNL CP <sup>a</sup> 1504	50	33	27	93	27	-12	-6	DNMG 1504XX	C2RA	CM6X25C	D15BM	Sleeve M6x0.75	0.21
301420	SL80 DDUNL 1506	90	39	47	93	27	-8	-6	DNMG 1506XX	C2RA	CM6X25C	D15BM	Sleeve M6x0.75	0.40
301417	SL80 DDUNR 1506	90	39	47	93	27	-8	-6	DNMG 1506XX	C2RA	CM6X25C	D15BM	Sleeve M6x0.75	0.40

All cutter heads are delivered with the insert clamp screw and torx key

a - CP -Central and Peripheral coolant works with SL connection with both 1C and 3C

## DCLNR, DCLNL for CNMG Inserts

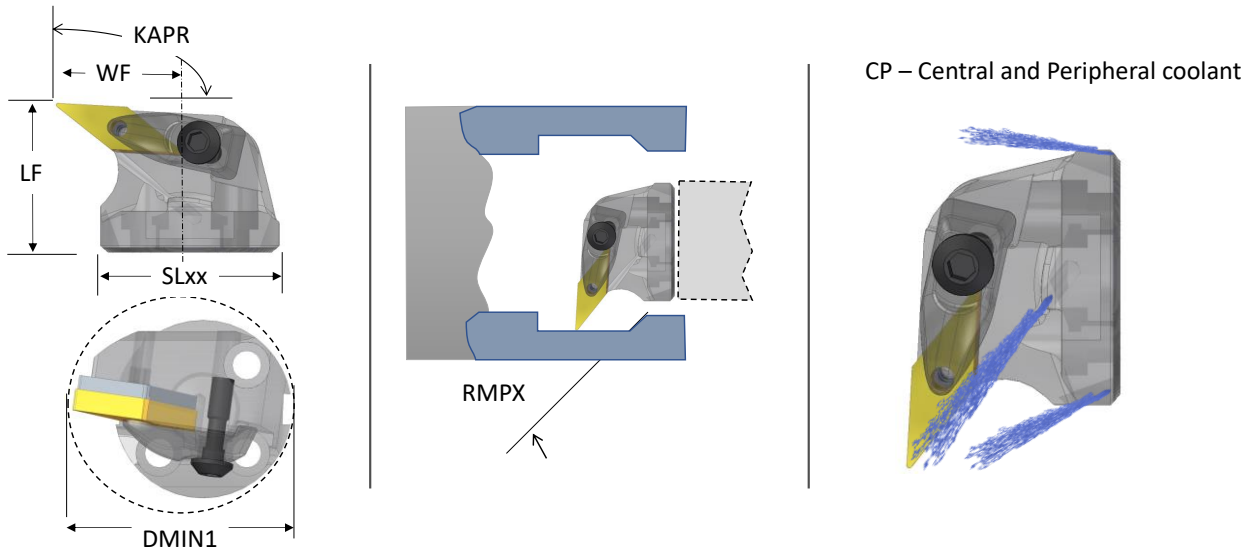


Part Number	Type	DMIN1 (mm)	LF (mm)	WF (mm)	KAPR (°)	RMPX (°)	LAMS (°)	GAMO (°)	Insert	Clamp	Clamp screw	Shim	Shim screw	
301242	SL40 DCLNR CP <sup>a</sup> 1204	50	33	27	95	NA	-10	-6	CNMG 1204XX	C2RA	CM6X25C	MC1203	Sleeve M6x0.75	0.21
301243	SL40 DCLNL CP <sup>a</sup> 1204	50	33	27	95	NA	-10	-6	CNMG 1204XX	C2RA	CM6X25C	MC1203	Sleeve M6x0.75	0.21
301416	SL80 DCLNR 1204	90	40	47	95	NA	-8	-6	CNMG 1204XX	C2RA	CM6X25C	MC1203	Sleeve M6x0.75	0.40
301419	SL80 DCLNL 1204	90	40	47	95	NA	-8	-6	CNMG 1204XX	C2RA	CM6X25C	MC1203	Sleeve M6x0.75	0.40

All cutter heads are delivered with the insert clamp screw and accessories.

a - CP -Central and Peripheral coolant works with SL connection with both 1C and 3C

## DVUNR, DVUNL for VNMG Inserts

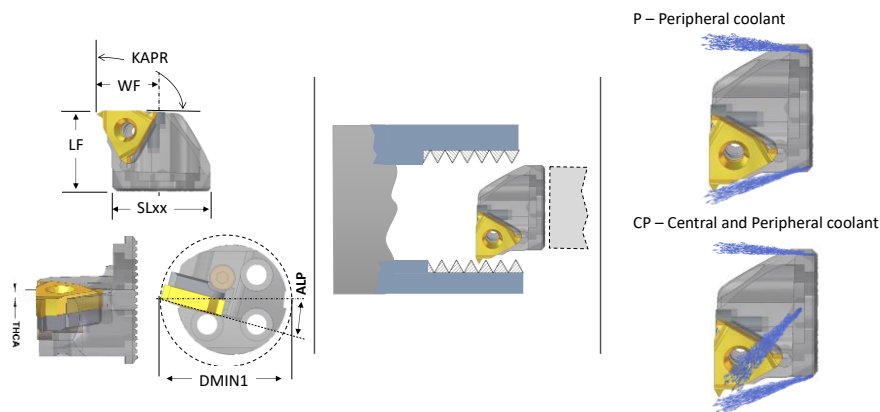


Part Number	Type	DMIN1 (mm)	LF (mm)	WF (mm)	KAPR (°)	RMPX (°)	LAMS (°)	GAM O (°)	Insert	Clamp	Clamp screw	Shim	Shim screw	KG
301426	SL40 DVUNR CP <sup>a</sup> 1604	52	33	30	93	45	-8	-6	VNMG 1604XX	C6RA	CM5X22C	V16BM	Sleeve M5x0.5	0.21
301427	SL40 DVUNL CP <sup>a</sup> 1604	52	33	30	93	45	-8	-6	VNMG 1604XX	C6RA	CM5X22C	V16BM	Sleeve M5x0.5	0.21

All cutter heads are delivered with the insert clamp screw and torx key  
a - CP -Central and Peripheral coolant works with SL connection with both 1C and 3C

## Cutter heads – - Threading

MAQ reserves the right to make small modifications on its products, without prior notice, for improvements.



### Left hand

Part Number	Type	DMIN1 (mm)	LF (mm)	WF (mm)	Master insert	Insert screw	Shim	Shim screw	ALP (°)	THCA (°)	KG
300268	SL12 SXFNL P <sup>a</sup> 11	16	16	8.9	11 IL A60	IS M2.5x6.0	NA	NA	-15	-2	0.01
300269	SL16 SXFNL P <sup>a</sup> 11	20	20	10.4	11 IL A60	IS M2.5x6.0	NA	NA	-15	-1	0.01
300270	SL16 SXFNL P <sup>a</sup> 16	20	20	10.4	16 IL AG60	IS M3.5x10.0	NA	NA	-15	-2	0.01
300271	SL20 SXFNL P <sup>a</sup> 11	25	20	12.7	11 IL A60	IS M2.5x6.0	NA	NA	-15	-1	0.02
300272	SL20 SXFNL P <sup>a</sup> 16	25	23	13.7	16 IL AG60	IS M3.5x11.0	NA	NA	-15	-2	0.02
300273	SL25 SXFNL P <sup>a</sup> 16	30	24	16.3	16 IL AG60	IS M3.5x11.0	EA16	HS M3x6	-15	-1	0.04
300274	SL25 SXFNL P <sup>a</sup> 22	32	30	18.3	22 IL N60	IS M4.5X12.0	EA22	HS M3x6	-15	-2	0.04
300275	SL32 SXFNL P <sup>a</sup> 16	37	28	19.7	16 IL AG60	IS M3.5x10.0	EA16	HS M3x6	-15	-1	0.07
300276	SL32 SXFNL CP <sup>b</sup> 22	39	32	21.7	22 IL N60	IS M4.5X12.0	EA22	HS M3x6	-15	-2	0.07
300277	SL40 SXFNL CP <sup>b</sup> 16	45	28	23.7	16 IL AG60	IS M3.5x10.0	EA16	HS M3x6	-15	-1	0.14
300278	SL40 SXFNL CP <sup>b</sup> 22	47	30	25.7	22 IL N60	IS M4.5X12.0	EA22	HS M3x6	-15	-2	0.14
300279	SL40 SXFNL CP <sup>b</sup> 27 <sup>c</sup>	48	35	26.8	27 IL Q60	IS M5.0x18.0	EA27	HS M4x9	-15	-2.5	0.14

### Right hand

Part Number	Type	DMIN1 (mm)	LF (mm)	WF (mm)	Master insert	Insert screw	Shim	Shim screw	ALP (°)	THCA	KG
300280	SL12 SXFNR P <sup>a</sup> 11	16	16	8.9	11 IR A60	IS M2.5x6.0	NA	NA	-15	-2	0.01
300281	SL16 SXFNR P <sup>a</sup> 11	20	20	10.4	11 IR A60	IS M2.5x6.0	NA	NA	-15	-1	0.01
300282	SL16 SXFNR P <sup>a</sup> 16	20	20	10.4	16 IR AG60	IS M3.5x10.0	NA	NA	-15	-2	0.01
300283	SL20 SXFNR P <sup>a</sup> 11	25	20	12.7	11 IR A60	IS M2.5x6.0	NA	NA	-15	-1	0.02
300284	SL20 SXFNR P <sup>a</sup> 16	25	23	13.7	16 IR AG60	IS M3.5x11.0	NA	NA	-15	-2	0.02
300285	SL25 SXFNR P <sup>a</sup> 16	30	24	16.3	16 IR AG60	IS M3.5x11.0	IA16	HS M3x6	-15	-1	0.04
300286	SL25 SXFNR P <sup>a</sup> 22	32	30	18.3	22 IR N60	IS M4.5X12.0	IA22	HS M3x6	-15	-2	0.04
300287	SL32 SXFNR P <sup>a</sup> 16	37	28	19.7	16 IR AG60	IS M3.5x10.0	IA16	HS M3x6	-15	-1	0.07
300288	SL32 SXFNR CP <sup>b</sup> 22	39	32	21.7	22 IR N60	IS M4.5X12.0	IA22	HS M3x6	-15	-2	0.07
300289	SL40 SXFNR CP <sup>b</sup> 16	45	28	23.7	16 IR AG60	IS M3.5x10.0	IA16	HS M3x6	-15	-1	0.14
300290	SL40 SXFNR CP <sup>b</sup> 22	47	30	25.7	22 IR N60	IS M4.5X12.0	IA22	HS M3x6	-15	-2	0.14
300291	SL40 SXFNR CP <sup>b</sup> 27	48	35	26.8	27 IR Q60	IS M5.0x18.0	IA27	HS M4x9	-15	-2.5	0.14

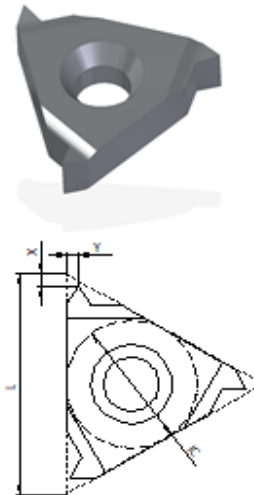
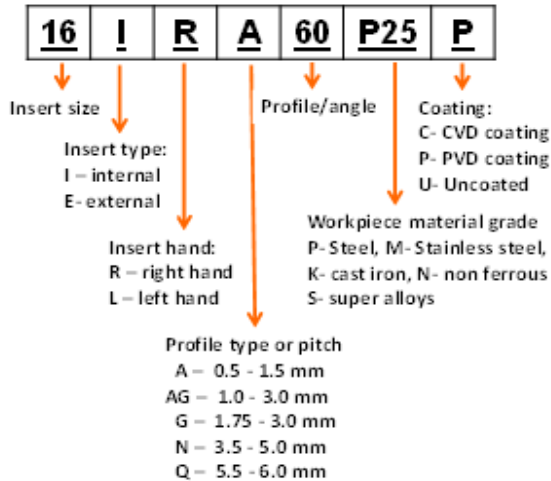
a - P - Peripheral coolant works for SL connection with 3C

b - CP - Central and Peripheral coolant works with SL connection with both 1C and 3C

c - Product on request.

All cutter heads are delivered with the insert clamp screw and torx key

## Thread turning inserts



### Left

Part Number	Type	Pitch mm (TPI)	IC	L	X	Y
300297	11 IL A60 P25P	0.5-1.5 (48-16)	6.350	11	0.8	0.9
300298	16 IL A60 P25P	0.5-1.5 (48-16)	9.525	16	0.8	0.9
300299	16 IL G60 P25P	1.75-3.0 (14-8)	9.525	16	1.2	1.7
300300	16 IL AG60 P25P	1.0-3.0 (26-8)	9.525	16	1.2	1.7
300301	22 IL N60 P25P	3.5-5.0 (7-5)	12.7	22	1.7	2.5
300302	27 IL Q60 P25P	5.5-6.0 (4.5-4)	15.875	27	2.1	3.1

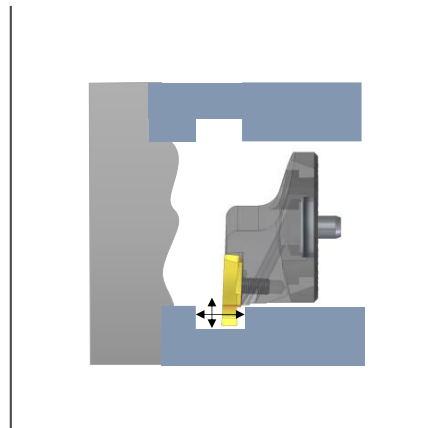
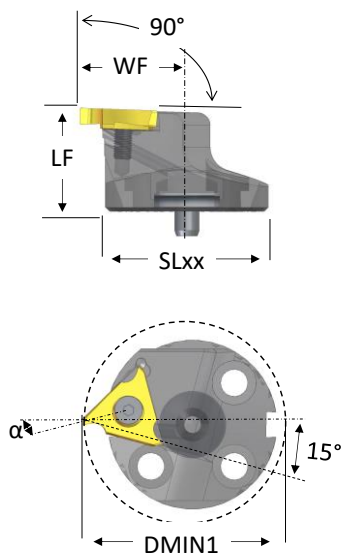
### Right

300303	11 IR A60 P25P	0.5-1.5 (48-16)	6.350	11	0.8	0.9
300304	16 IR A60 P25P	0.5-1.5 (48-16)	9.525	16	0.8	0.9
300305	16 IR G60 P25P	1.75-3.0 (14-8)	9.525	16	1.2	1.7
300306	16 IR AG60 P25P	1.0-3.0 (26-8)	9.525	16	1.2	1.7
300307	22 IR N60 P25P	3.5-5.0 (7-5)	12.7	22	1.7	2.5
300308	27 IR Q60 P25P	5.5-6.0 (4.5-4)	15.875	27	2.1	3.1
Other full profile inserts, with different standards are available upon request.						

## Cutter heads – Grooving

MAQ reserves the right to make small modifications on its products, without prior notice, for improvements.

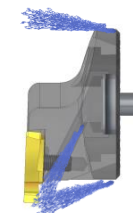
### KIGBA for GBA43 insert



P – Peripheral coolant

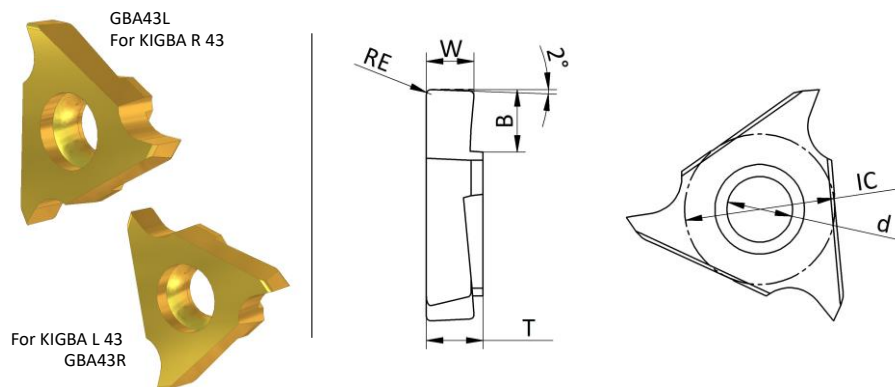


CP – Central and Peripheral coolant



Part Number	Type	DMIN1 (mm)	LF (mm)	WF (mm)	LAMS (°)	GAMO (°)	Master insert	Insert screw	KG
300699	SL40 KIGBA R CP GBA43	50	25	27	-15	0	GBA43 L	IS M4.5x12	0.12
301169	SL40 KIGBA L CP <sup>a</sup> GBA43 <sup>b</sup>	50	25	27	-15	0	GBA43 R	IS M4.5x12	0.12
b - CP -Central and Peripheral coolant works with SL connection with both 1C and 3C All cutter heads are delivered with the insert clamp screw and torx key									

### KIGBA grooving inserts

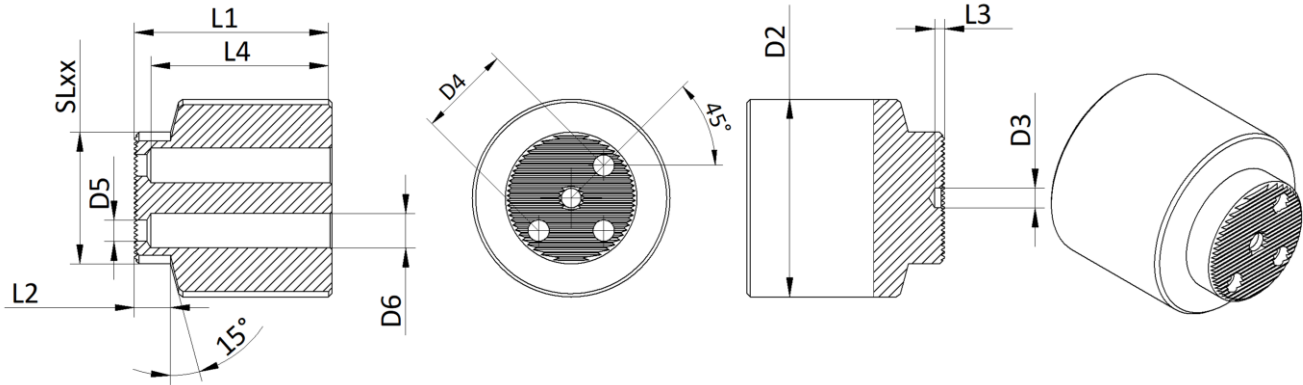


Part Number	Insert Type	IC	d	T	W	B	RE	P	M	K	N	S	H
301170	GBA43 R 100-010 P25C <sup>a</sup>	12.7	5.5	4.76	1.00	2.6	0.10	●	○	○	-	○	-
301171	GBA43 R 200-010 P25C <sup>a</sup>	12.7	5.5	4.76	2.00	4.1	0.10	●	○	○	-	○	-
301172	GBA43 R 300-010 P25C <sup>a</sup>	12.7	5.5	4.76	3.00	4.1	0.10	●	○	○	-	○	-
301173	GBA43 R 400-010 P25C <sup>a</sup>	12.7	5.5	4.76	4.00	5.2	0.10	●	○	○	-	○	-
301174	GBA43 L 100-010 P25C <sup>a</sup>	12.7	5.5	4.76	1.00	2.6	0.10	●	○	○	-	○	-
301175	GBA43 L 200-010 P25C <sup>a</sup>	12.7	5.5	4.76	2.00	4.1	0.10	●	○	○	-	○	-
301176	GBA43 L 300-010 P25C <sup>a</sup>	12.7	5.5	4.76	3.00	4.1	0.10	●	○	○	-	○	-
301177	GBA43 L 400-010 P25C <sup>a</sup>	12.7	5.5	4.76	4.00	5.2	0.10	●	○	○	-	○	-

<sup>a</sup> Order oriented product, 10 pcs/package, 2 weeks delivery time

## SL blanks for custom cutter heads

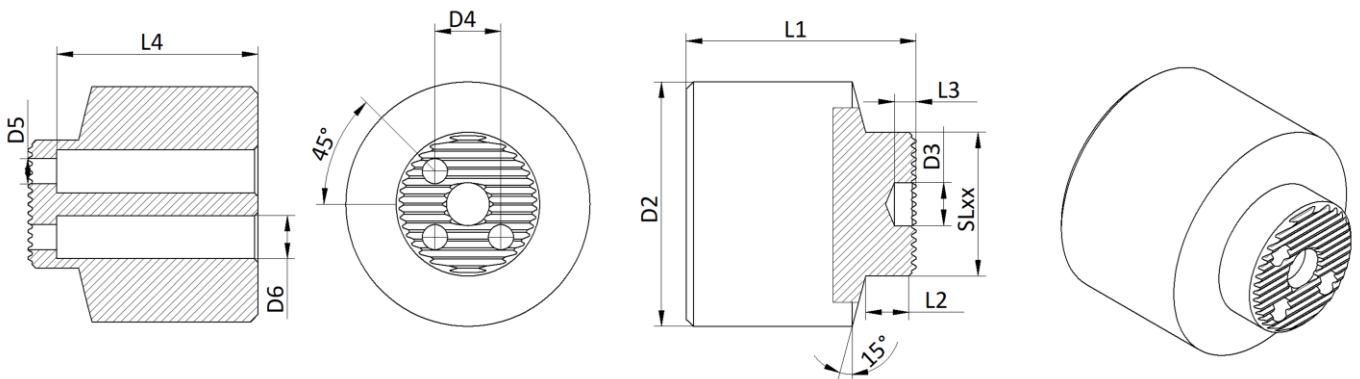
### SL blanks Left hand



Part Number	Type	SLxx	D2 (mm)	D3 (mm)	D4 (mm)	D5 (mm)	D6 (mm)	L1 (mm)	L2 (mm)	L3 (mm)	L4 (mm)
300140	SL12-20-20 L	12	20	4	7.4	2.5	4	20	7	3	17
300142	SL16-26-25 L	16	26	4	9.5	3.5	6	25	7	3	22
300144	SL20-34-32 L	20	34	6	13	3.5	6	32	7	3	29
300146	SL25-40-40 L	25	40	6	16	4.5	7.5	40	7	3	37
300148	SL32-50-50 L	32	50	6	22	5.5	9	50	11	3	47
300150	SL40-60-60 L	40	60	6	28	6.5	10.5	60	11	3	57
300152	SL50-70-70 L	50	70	8	35	8.5	13.5	70	11	4	67

all SL blank parts will be supplied with a centering pin equivalenting the dimension

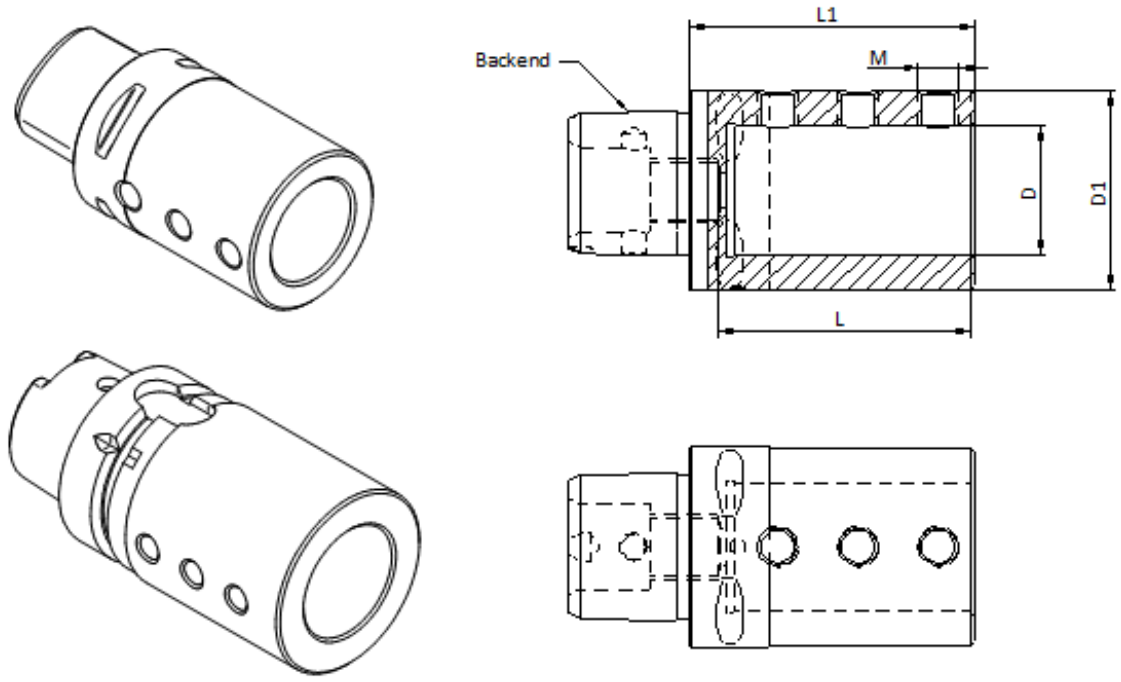
### SL blanks Right hand



Part Number	Type	SLxx	D2 (mm)	D3 (mm)	D4 (mm)	D5 (mm)	D6 (mm)	L1 (mm)	L2 (mm)	L3 (mm)	L4 (mm)
300139	SL12-20-20 R	12	20	4	7.4	2.5	4	20	7	3	17
300141	SL16-26-25 R	16	26	4	9.5	3.5	6	25	7	3	22
300143	SL20-34-32 R	20	34	6	13	3.5	6	32	7	3	29
300145	SL25-40-40 R	25	40	6	16	4.5	7.5	40	7	3	37
300147	SL32-50-50 R	32	50	6	22	5.5	9	50	11	3	47
300149	SL40-60-60 R	40	60	6	28	6.5	10.5	60	11	3	57
300151	SL50-70-70 R	50	70	8	35	8.5	13.5	70	11	4	67

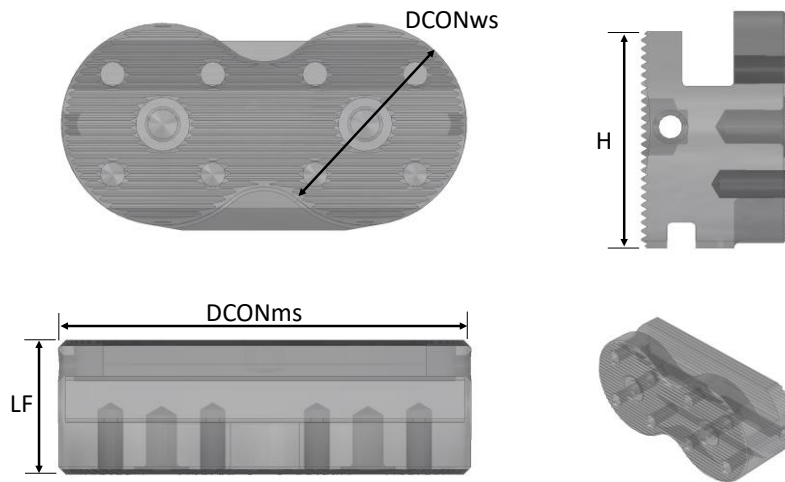
all SL blank parts will be supplied with a centering pin equivalenting the dimension

## Fixtures and adapters



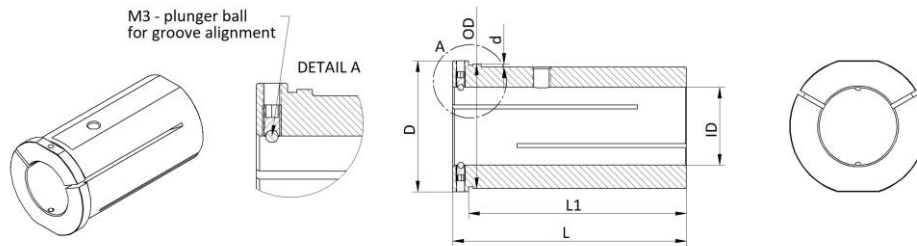
Part Number	Type	Backend	D (mm)	L (mm)	D1 (mm)	L1 (mm)	M thread
300292	<b>PSC63-SLT40x72-86</b>	PSC63	40	72	62.5	86	M12x1.75
300293	<b>HSK63T-SLT32x62-90</b>	HSK63T	32	62	50	80	M10x1.5

## SL adapters



Part Number	Type	DCONms	DCONws	Hand	LF (mm)	H (mm)	Coolant	KG
301428	<b>SL80 - 2xSL40 Adapter</b>	SL80	SL40	L and R	26	34	NA	0.36

## Reduction sleeves



### Metric

Part Number	Type	OD h6 (mm)	ID H7 (mm)	L (mm)	D (mm)	L1 (mm)	d (mm)	KG
301183	RS 16-12	16	12	48	20	43	0.75	0.05
301182	RS 16-10	16	10	48	20	43	0.75	0.06
301181	RS 16-08	16	8	48	20	43	0.75	0.07
301180	RS 16-06	16	6	48	20	43	0.75	0.07

300606	RS 20-16	20	16	55	24	50	1	0.07
300607	RS 20-12	20	12	55	24	50	1	0.08
300608	RS 20-10	20	10	55	24	50	1	0.11
300609	RS 20-08	20	8	55	24	50	1	0.11
301179	RS 20-06	20	6	55	24	50	1	0.12

300601	RS 25-20	25	20	61	30	56	1	0.08
300602	RS 25-16	25	16	61	30	56	1	0.14
300603	RS 25-12	25	12	61	30	56	1	0.16
300604	RS 25-10	25	10	61	30	56	1	0.11
300605	RS 25-08	25	8	61	30	56	1	0.20
301178	RS 25-06	25	6	61	30	56	1	0.20

300190	RS 32-25	32	25	65	37	60	1	0.15
300191	RS 32-20	32	20	65	37	60	1	0.24
300192	RS 32-16	32	16	65	37	60	1	0.27
300193	RS 32-12	32	12	65	37	60	1	0.30
300194	RS 32-10	32	10	65	37	60	1	0.32
300600	RS 32-08	32	8	65	37	60	1	0.35
300683	RS 32-06	32	6	65	37	60	1	0.35


300163	RS 40-32	40	32	75	44	70	1.5	0.38
300164	RS 40-25	40	25	75	44	70	1.5	0.43
300165	RS 40-20	40	20	75	44	70	1.5	0.53
300166	RS 40-16	40	16	75	44	70	1.5	0.56
300167	RS 40-12	40	12	75	44	70	1.5	0.60
300168	RS 40-10	40	10	75	44	70	1.5	0.60
300599	RS 40-08	40	8	75	44	70	1.5	0.62
300682	RS 40-06	40	6	75	44	70	1.5	0.64

300455	RS 50-40	50	40	85	58	80	1	0.45
300456	RS 50-32	50	32	85	58	80	1	0.73
300457	RS 50-25	50	25	85	58	80	1	0.92

300458	RS 60-50	60	50	95	68	90	1	0.61
300459	RS 60-40	60	40	95	68	90	1	1.10
301588	RS 60-32	60	32	95	68	90	1	1.41

300460	RS 80-60	80	60	115	88	110	1	1.89
300461	RS 80-50	80	50	115	88	110	1	2.62

## Inch

Part Number	Type	OD h6 (inch)	ID H7 (inch)	L (inch)	D (inch)	L1 (inch)	d (inch)	
301738	RS i 3/4 - 5/8	0.75	0.625	1.97	0.79	1.89	0.04	0.07
301739	RS i 3/4 - 1/2	0.75	0.50	1.97	0.79	1.89	0.04	0.08
301740	RS i 3/4 - 3/8	0.75	0.375	1.97	0.79	1.89	0.04	0.11
301741	RS i 3/4 - 5/16	0.75	0.3125	1.97	0.79	1.89	0.04	0.11
301742	RS i 3/4 - 1/4	0.75	0.25	1.97	0.79	1.89	0.04	0.12

301732	RS i 1 - 3/4	1.00	0.75	2.20	0.94	2.16	0.04	0.08
301733	RS i 1 - 5/8	1.00	0.625	2.20	0.94	2.16	0.04	0.14
301734	RS i 1 - 1/2	1.00	0.50	2.20	0.94	2.16	0.04	0.16
301735	RS i 1 - 3/8	1.00	0.375	2.20	0.94	2.16	0.04	0.11
301736	RS i 1 - 5/16	1.00	0.3125	2.20	0.94	2.16	0.04	0.20
301737	RS i 1 - 1/4	1.00	0.25	2.20	0.94	2.16	0.04	0.20

300235	RS i 1 1/4 - 1	1.25	1.00	2.56	1.46	2.36	0.04	0.15
300236	RS i 1 1/4 - 3/4	1.25	0.75	2.56	1.46	2.36	0.04	0.24
300237	RS i 1 1/4 - 5/8	1.25	0.625	2.56	1.46	2.36	0.04	0.27
300238	RS i 1 1/4 - 1/2	1.25	0.50	2.56	1.46	2.36	0.04	0.30
300239	RS i 1 1/4 - 3/8	1.25	0.375	2.56	1.46	2.36	0.04	0.32
300636	RS i 1 1/4 - 5/16	1.25	0.3125	2.56	1.46	2.36	0.04	0.35
301218	RS i 1 1/4 - 1/4	1.25	0.25	2.56	1.46	2.36	0.04	0.35

300229	RS i 1 1/2 - 1 1/4	1.50	1.25	2.95	1.69	2.76	0.06	0.38
300230	RS i 1 1/2 - 1	1.50	1.00	2.95	1.65	2.76	0.06	0.43
300231	RS i 1 1/2 - 3/4	1.50	0.75	2.95	1.65	2.76	0.06	0.53
300232	RS i 1 1/2 - 5/8	1.50	0.625	2.95	1.65	2.76	0.06	0.56
300233	RS i 1 1/2 - 1/2	1.50	0.50	2.95	1.65	2.76	0.06	0.60
300234	RS i 1 1/2 - 3/8	1.50	0.375	2.95	1.65	2.76	0.06	0.60
300635	RS i 1 1/2 - 5/16	1.50	0.3125	2.95	1.65	2.76	0.06	0.62
301217	RS i 1 1/2 - 1/4	1.50	0.25	2.95	1.65	2.76	0.06	0.64

300639	RS i 2- 1 ½	2.00	1.50	3.35	2.28	3.15	0.04	0.56
300640	RS i 2- 1 ¼	2.00	1.25	3.35	2.28	3.15	0.04	0.77
300641	RS i 2- 1	2.00	1.00	3.35	2.28	3.15	0.04	0.94

300642	RS i 2 ½- 2	2.50	2.00	3.74	2.67	3.54	0.04	0.80
300643	RS i 2 ½ - 1 ½	2.50	1.50	3.74	2.67	3.54	0.04	1.41

300644	RS i 3 - 2 ½	3.00	2.50	4.53	3.46	4.33	0.04	1.22
300645	RS i 3 - 2	3.00	2.00	4.53	3.46	4.33	0.04	2.19

## Accessories

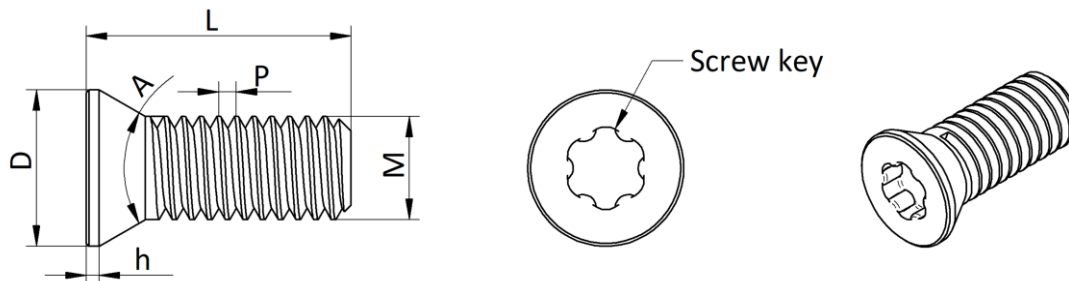
### Level Indicator/Digital protractor (angle inclinometer)



Part Number	Product	Width (mm)	Length (mm)	Height (mm)	Weight (g)	Battery	Lightning
300175	Digital protractor - Level Indicator	26	57	55	85	AA. 2 pcs	Yes

Delivered with a magnet with power of 4.8 kg for easier alignment of machining tools.

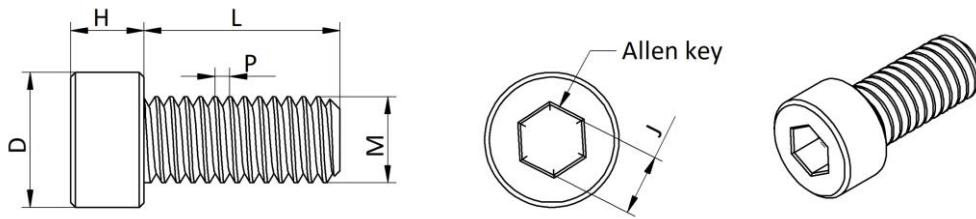
### Insert screws



Part Number	Type - Torx	Quantity	Designation	Thread M	D (mm)	L (mm)	A (°)	P (mm)	h (mm)	Torx Key
300659	IS M2.0x4.0	10 pcs/bag	M2.0x4xD2.8xP0.4	M2.0	2.8	4	60	0.40	0.3	T6
300257	IS M2.2x5.0	10 pcs/bag	M2.2x5.0xD3.0xP0.45	M2.2	3.0	5.0	60	0.45	0.8	T7
300701	IS M2.5x4.5	10 pcs/bag	M2.5x4.5xD3.6xP0.45	M2.5	3.6	4.5	55	0.45	0.6	T8
300258	IS M2.5x6.0	10 pcs/bag	M2.5x6.0xD3.6xP0.45	M2.5	3.6	6.0	55	0.45	0.6	T8
300620	IS M2.5x8.0	10 pcs/bag	M2.5x8.0xD3.6xP0.45	M2.5	3.6	8.0	55	0.45	0.6	T8
301574	IS M3.0x6.0	10 pcs/bag	M3x6.0xD4.0xP0.50	M3.0	4.0	6.0	55	0.50	0.5	T8
300617	IS M3.5x11.0	10 pcs/bag	M3.5x11.0xD5.3xP0.60	M3.5	5.3	10.0	60	0.60	1.2	T15
300618	IS M4.0x15.0xD7	10 pcs/bag	M4.0x15.0xD7.0xP0.70	M4.0	7.0	15.0	60	0.70	NA	T15
300619	IS M4.5x12.0	10 pcs/bag	M4.5x12.0xD6.8xP0.75	M4.5	6.8	12	60	0.75	NA	T20
300425	IS M5.0x18.0	10 pcs/bag	M5.0x18.0xD8.2xP0.8	M5.0	8.2	18	60	0.80	NA	T20

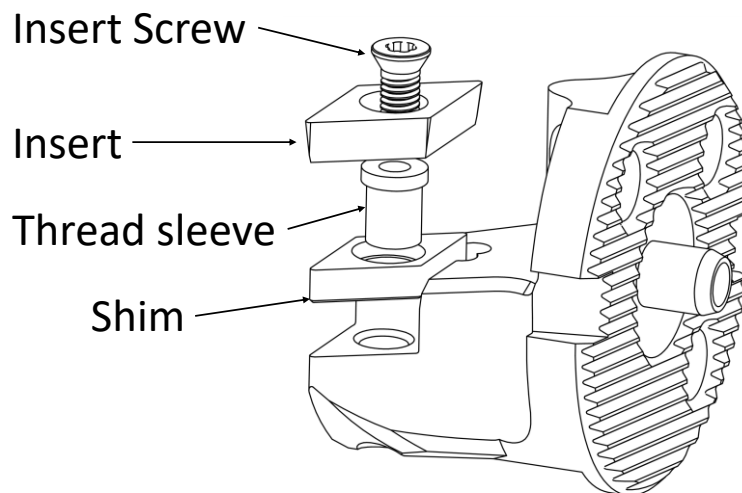
## Cutter head screws

Standard: DIN 912



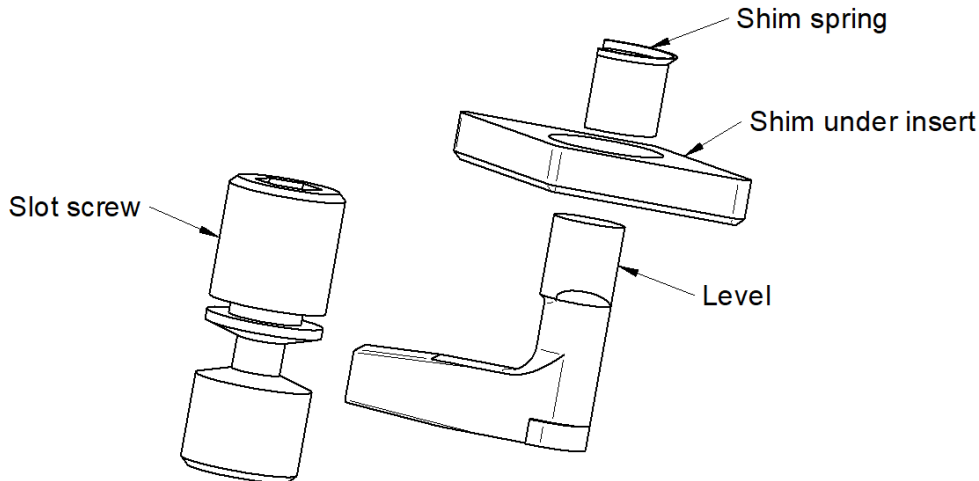
Part Number	Type (DIN912)	Quantity	Thread M	D (mm)	L (mm)	H (mm)	P (mm)	Key (mm)	Suitable for
300260	HS M2x8	10 pcs/bag	M2	3.8	8	2	0.4	Allen key A/F 1.5	SL12
300261	HS M2x14	10 pcs/bag	M2	3.8	14	2	0.4	Allen key A/F 1.5	SL12
300673	HS M3x6	10 pcs/bag	M3	5.5	6	3	0.5	Allen key A/F 2.5	EA16, IA16, EA22, IA22
300169	HS M3x8	10 pcs/bag	M3	5.5	8	3	0.5	Allen key A/F 2.5	SL16, SL20
300170	HS M4x9	10 pcs/bag	M4	7	9	4	0.7	Allen key A/F 3	SL25
300171	HS M5x12	10 pcs/bag	M5	8.5	12	5	0.8	Allen key A/F 4	SL32
300262	HS M6x14	10 pcs/bag	M6	10	14	6	1	Allen key A/F 5	SL40
300263	HS M8x14	10 pcs/bag	M8	13	14	8	1.25	Allen key A/F 6	SL50, SL60

## Shims



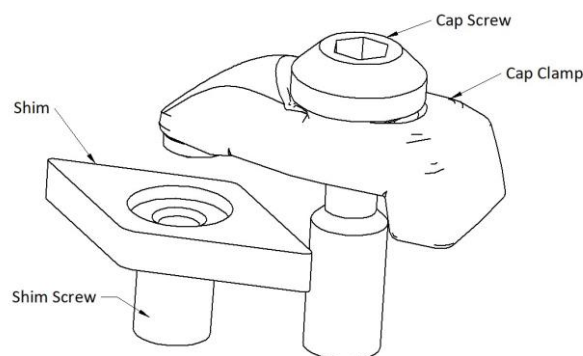
Part Number	Type	Fits
300433	Shim CCMT 09T3 with thread sleeve M5x0.5-M3.5	STMD M32-256 SCLCL/R C, STMD M40-320 SCLCL/R C
300430	Shim CCMT 1204 with thread sleeve M6x0.75-M4	SL40 SCLCL/R CP
300431	Shim DCMT 11T3 with thread sleeve M5x0.5-M3.5	SL40 SDUCL/R CP, SL32 SDUCL/R CP, STMD M32-256 SDUCR/L, STMD M40-320 SDUCR/L
300432	Shim TCMT 16T3 with thread sleeve M5x0.5-M3.5	SL40 STFCL/R CP
300669	Shim VCMT 1604 with thread sleeve M5x0.5-M3.5	SL40 SVUCL/R CP, SL32 SVUCL/R CP
300435	Shim EA16 - IL16	SL25 SXFNL P 16, SL32 SXFNL P 16, SL40 SXFNL CP 16
300436	Shim IA16 - IR16	SL25 SXFNR P 16, SL32 SXFNR P 16, SL40 SXFNR CP 16
300437	Shim EA22 - IL22	SL25 SXFNL P 22, SL32 SXFNL CP 22, SL40 SXFNL CP 22
300438	Shim IA22 - IR22	SL25 SXFNR P 22, SL32 SXFNR CP 22, SL40 SXFNR CP 22
300439	Shim EA27 - IL27	SL40 SXFNL CP 27
300440	Shim IA27 - IR27	SL40 SXFNR CP 27

### Service kit for P clamp heads (includes level, shim, slot screw, spring)



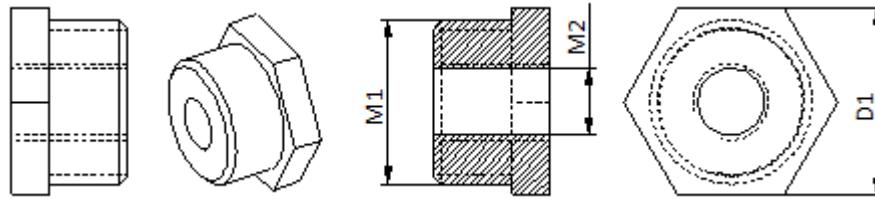
Part number	Service kit for	Cutter head	Level, 1 pcs	Shim, 1 pcs	Slot screw, 1 pcs	Spring, 1 pcs
300434	300086 300402	SL40 PDUNR CP 1506 SL40 PDUNL CP 1506	LV4 G0516	Shim DNMG 1506	M8x1x21	T2-6
301681	300106 300107	SL40 PDUNR CP 1504 SL40 PDUNL CP 1504	LV4 G0516	Shim DNMG 1504	M8x1x21	T2-6
300426	300427 300562	SL32 PDUNR CP SL32 PDUNL CP	LV3 G0312	Shim DNMG 1104	M6x1x17	T1-5
301165	300661 300660	SL25 PDUNR CP SL25 PDUNL CP	LV3 G0310	Shim DNMG 1104	M5x0.8x15	T1-5
300471	300088 300403 300429 300563	SL40 PTFNR CP SL40 PTFNL CP SL32 PTFNR CP SL32 PTFNL CP	LV3 G0310	Shim TNMG 1604	M6x1x17	T1-5
300472	300087 300404	SL40 PCLNR CP SL40 PCLNL CP	LV4 G0513	Shim CNMG 1204	M8x1x21	T2-6
300473	300428 300564	SL32 PCLNR CP SL32 PCLNL CP	LV4 G0513	Shim CNMG 1204	M6x1x17	T2-6
300668	300474 300475	SL40 PWLNR CP SL40 PWLNL CP	LV4 G0513	Shim WNMG 0804	M8x1x21	T2-6

### Service kit for D clamp heads (includes Cap, Cap screw, shim, shim screw and spring)



Part number	Service kit for	Cutter head	Cap Clamp 1 pcs	Cap screw 1 pcs	Spring 1 pcs	Shim 1 pcs	Shim screw 1 pcs
301423	301238 301239	SL40 DDUNR CP 1506 SL40 DDUNL CP 1506	C2RA	CM6X25C	SPR4 7x11	D1503	Sleeve M6x0.75
301425	301240 301241	SL40 DDUNR CP 1504 SL40 DDUNL CP 1504	C2RA	CM6X25C	SPR4 7x11	D15BM	Sleeve M6x0.75
301424	301242 301243	SL40 DCLNR CP 1204 SL40 DCLNL CP 1204	C2RA	CM6X25C	SPR4 7x11	MC1203	Sleeve M6x0.75
301535	301 426 301 427	SL40 DVUNR CP 1604 SL40 DVUNL CP 1604	C6RA	CM5X25C	SPR6 7x10	V16BM	Sleeve M5x0.5

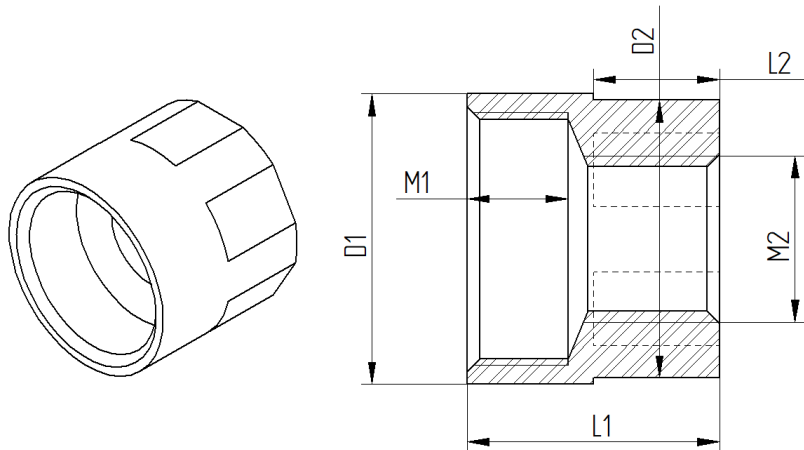
### Coolant adapters for steel bars



#### Steel bars

Part Number	Type	M1	M2	D1
300610	CA G ¼ - G ⅛	G ¼	G ⅛	17
300611	CA G ½ - G ⅛	G ½	G ⅛	24
300612	CA G ¾ - G ¼	G ¾	G ¼	30

### Coolant adapters for carbide bars

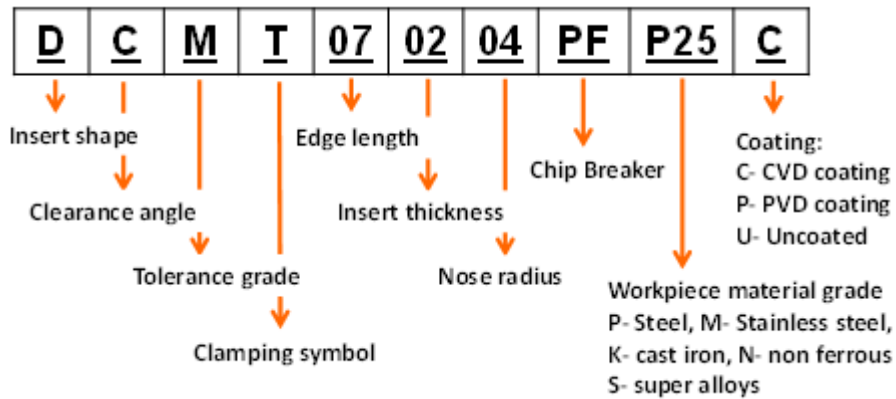


#### Carbide bars


Part Number	Type	M1	M2	L1	L2	D1	D2	Works for
300613	CA M12x1 G ⅛	M12x1	G ⅛	16	8	14	13	STMD M16-204 SL16, STMD M16-268 SL16 STMD I 5/8-8.0 SL16, STMD I 5/8-10.6 SL16
300614	CA M16x1 G ¼	M16x1	G ¼	20	10	18	16	STMD M20-260 SL20, STMD M20-340 SL20 STMD I 3/4-10.3 SL20, STMD I 3/4-13.4 SL20
300615	CA M20x1 G ¼	M20x1	G ¼	20	10	23	22	STMD M25-340 SL25, STMD I 1-16.9 SL25
300616	CA M24x1 G ¼	M24x1	G ¼	30	15	30	28	STMD M32-544 SL32, STMD I 1 1/4 -21.4 SL32


## MAQ Inserts


### Master inserts for ISO turning




### Positive insert


Part Number	Article	DCMT
300244	DCMT 070204-FP P25C	
300245	DCMT 11T304-FP P25C	


Part Number	Article	TCMT
300246	TCMT 090204-FP P25C	
300247	TCMT 110304-FP P25C	
300248	TCMT 16T304-FP P25C	

Part Number	Article	CCMT
300249	CCMT 060204-FP P25C	
300250	CCMT 09T304-FP P25C	
300251	CCMT 120404-FP P25C	

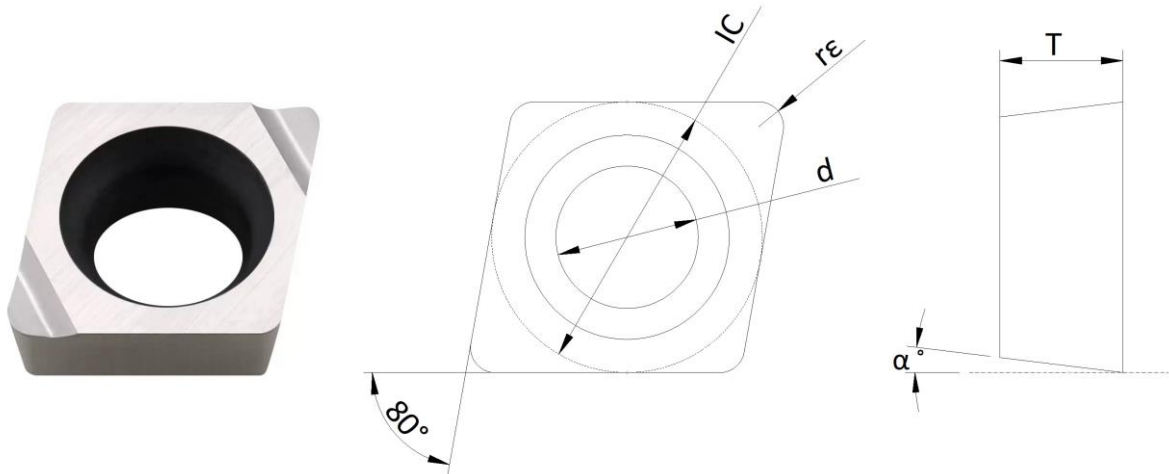
### Negative insert

Part Number	Article	DNMG
300294	DNMG 150604-LC P25C	

Part Number	Article	TNMG
300295	TNMG 160404-LC P25C	

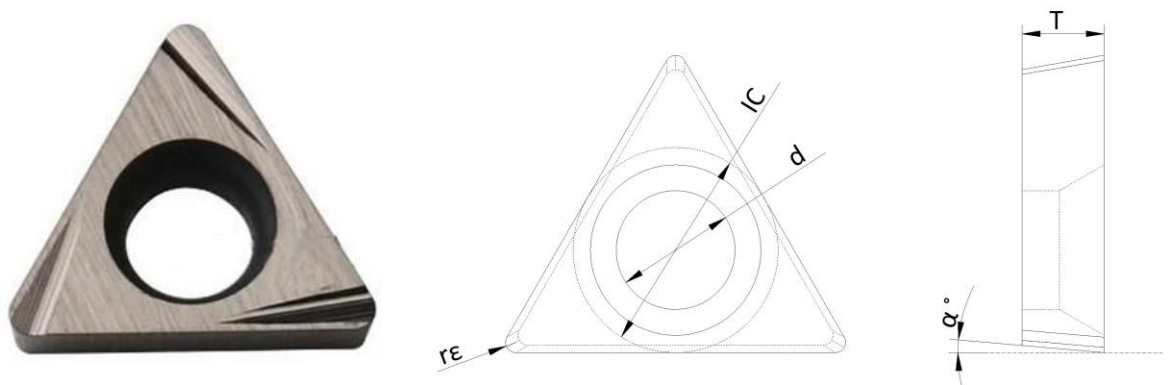
Part Number	Article	CNMG
300296	CNMG 120404 LC P25C	

## Small tool inserts



Part Number	Insert Type	IC	d	T	rε	α	P	M	K	N	S	H
301221	CCGT 040101 L <sup>a</sup> -F P10U Cermet (10 pcs package)	4.3	2.3	1.8	0.1	7°	●	○	○	-	-	-
301222	CCGT 040102 L <sup>a</sup> -F P10U Cermet (10 pcs package)	4.3	2.3	1.8	0.2	7°	●	○	○	-	-	-
301223	CCGT 040104 L <sup>a</sup> -F P10U Cermet (10 pcs package)	4.3	2.3	1.8	0.4	7°	●	○	○	-	-	-
301224	CCGT 040101 L <sup>a</sup> -F P15C Carbide (10 pcs package)	4.3	2.3	1.8	0.1	7°	○	●	○	-	-	-
301225	CCGT 040102 L <sup>a</sup> -F P15C Carbide (10 pcs package)	4.3	2.3	1.8	0.2	7°	○	●	○	-	-	-
301226	CCGT 040104 L <sup>a</sup> -F P15C Carbide (10 pcs package)	4.3	2.3	1.8	0.4	7°	○	●	○	-	-	-
301516	CCGT 040102 PCD (1 pcs package)	4.3	2.3	1.8	0.4	7°	-	-	-	●	-	-
301517	CCGT 040104 PCD (1 pcs package)	4.3	2.3	1.8	0.4	7°	-	-	-	●	-	-
301524	CCGT 040102 CBN (1 pcs package)	4.3	2.3	1.8	0.4	7°	○	-	○	-	○	●
301525	CCGT 040104 CBN (1 pcs package)	4.3	2.3	1.8	0.4	7°	○	-	○	-	○	●

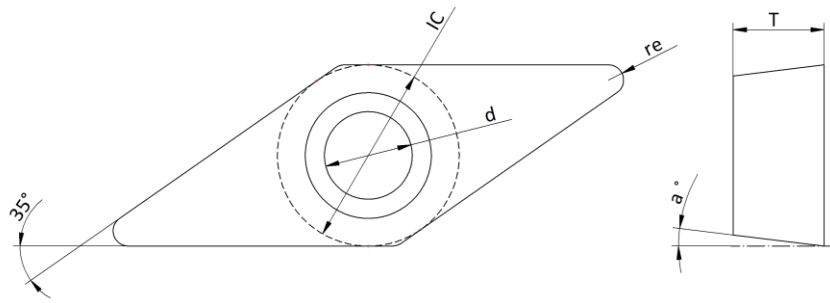

<sup>a</sup> In internal turning, L - left hand used for Right hand cutter heads/tools



Part Number	Insert Type	IC	d	T	rε	α	P	M	K	N	S	H
301227	TBGT 060102 L <sup>a</sup> P10U Cermet <sup>b</sup> (10 pcs package)	3.97	2.3	1.59	0.2	5°	●	○	○	-	-	-
301228	TBGT 060104 L <sup>a</sup> P10U Cermet <sup>b</sup> (10 pcs package)	3.97	2.3	1.59	0.4	5°	●	○	○	-	-	-
301229	TBGT 060102 L <sup>a</sup> P15C Carbide <sup>b</sup> (10 pcs package)	3.97	2.3	1.59	0.2	5°	○	●	○	-	-	-
301230	TBGT 060104 L <sup>a</sup> P15C Carbide <sup>b</sup> (10 pcs package)	3.97	2.3	1.59	0.4	5°	○	●	○	-	-	-
301231	TBGT 060102 N01 PCD (1 pcs package)	3.97	2.3	1.59	0.2	5°	-	-	-	●	-	-

<sup>a</sup> In internal turning, L - left hand used for Right hand cutter heads/tools

Chip breaker:



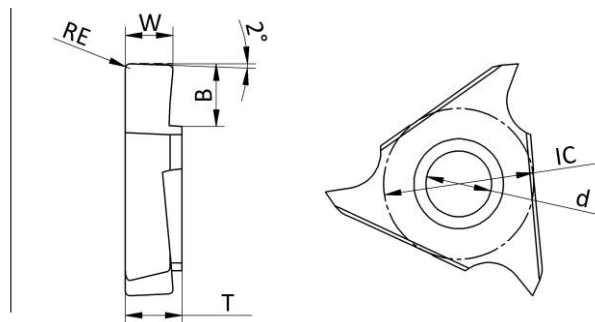
Part Number	Insert Type	IC	d	T	rE	$\alpha$	P	M	K	N	S	H
301232	VCMT 080202 HQ P10U Cermet <sup>a</sup> (10 pcs package)	4.76	2.3	2.38	0.2	7	●	○	○	-	-	-
301233	VCMT 080204 HQ P10U Cermet <sup>a</sup> (10 pcs package)	4.76	2.3	2.38	0.4	7	●	○	○	-	-	-
301234	VCMT 080202 HQ P05C Carbide <sup>a</sup> (10 pcs package)	4.76	2.3	2.38	0.2	7	○	●	○	-	-	-
301235	VCMT 080204 HQ P05C Carbide <sup>a</sup> (10 pcs package)	4.76	2.3	2.38	0.4	7	○	●	○	-	-	-
301236	VCMT 080202 N01 PCD <sup>a</sup> (1 pcs package)	4.76	2.3	2.38	0.2	7	-	-	-	●	-	-
301237	VCMT 080204 N01 PCD <sup>a</sup> (1 pcs package)	4.76	2.3	2.38	0.4	7	-	-	-	●	-	-

### KIGBA grooving inserts



GBA43L  
For KIGBA R 43

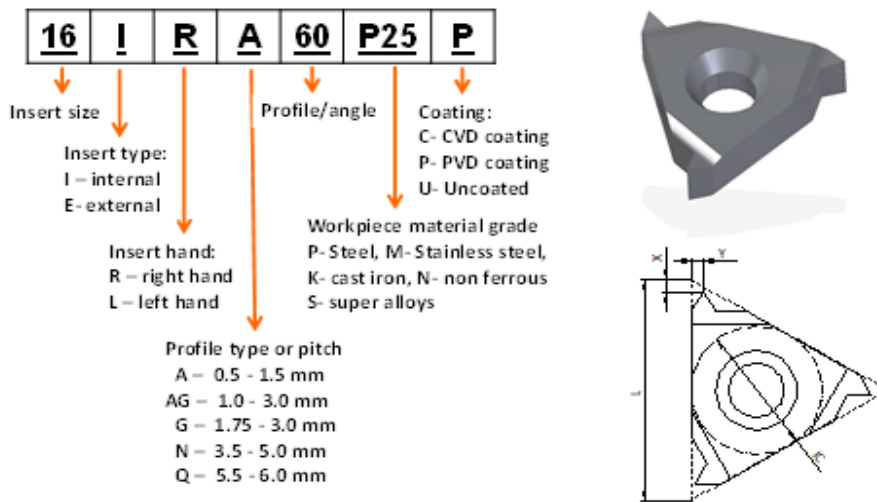
For KIGBA L 43  
GBA43R



Part Number	Insert Type	IC	d	T	W	B	RE
301170	GBA43 R 100-010 P25C <sup>a</sup>	12.7	5.5	4.76	1.00	2.6	0.10
301171	GBA43 R 200-010 P25C <sup>a</sup>	12.7	5.5	4.76	2.00	4.1	0.10
301172	GBA43 R 300-010 P25C <sup>a</sup>	12.7	5.5	4.76	3.00	4.1	0.10
301173	GBA43 R 400-010 P25C <sup>a</sup>	12.7	5.5	4.76	4.00	5.2	0.10
301174	GBA43 L 100-010 P25C <sup>a</sup>	12.7	5.5	4.76	1.00	2.6	0.10
301175	GBA43 L 200-010 P25C <sup>a</sup>	12.7	5.5	4.76	2.00	4.1	0.10
301176	GBA43 L 300-010 P25C <sup>a</sup>	12.7	5.5	4.76	3.00	4.1	0.10
301177	GBA43 L 400-010 P25C <sup>a</sup>	12.7	5.5	4.76	4.00	5.2	0.10

<sup>a</sup> Order oriented product, 10 pcs/package, 2 weeks delivery time

## Thread turning inserts



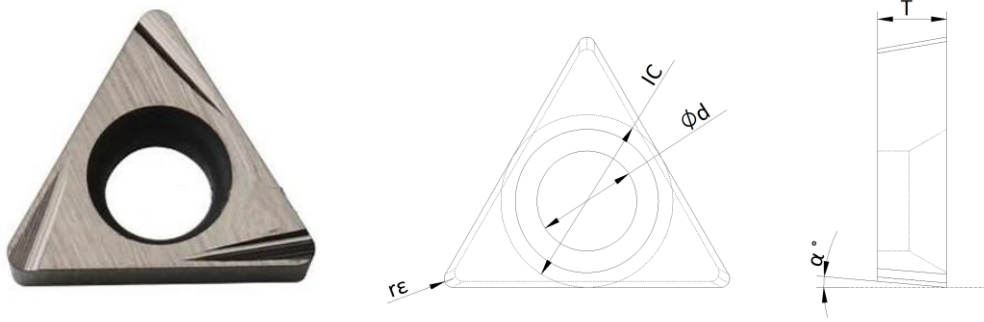
### Left

Part Number	Type	Pitch mm (TPI)	IC	L	X	Y
300297	11 IL A60 P25P	0.5-1.5 (48-16)	6.350	11	0.8	0.9
300298	16 IL A60 P25P	0.5-1.5 (48-16)	9.525	16	0.8	0.9
300299	16 IL G60 P25P	1.75-3.0 (14-8)	9.525	16	1.2	1.7
300300	16 IL AG60 P25P	1.0-3.0 (26-8)	9.525	16	1.2	1.7
300301	22 IL N60 P25P	3.5-5.0 (7-5)	12.7	22	1.7	2.5
300302	27 IL Q60 P25P	5.5-6.0 (4.5-4)	15.875	27	2.1	3.1

### Right

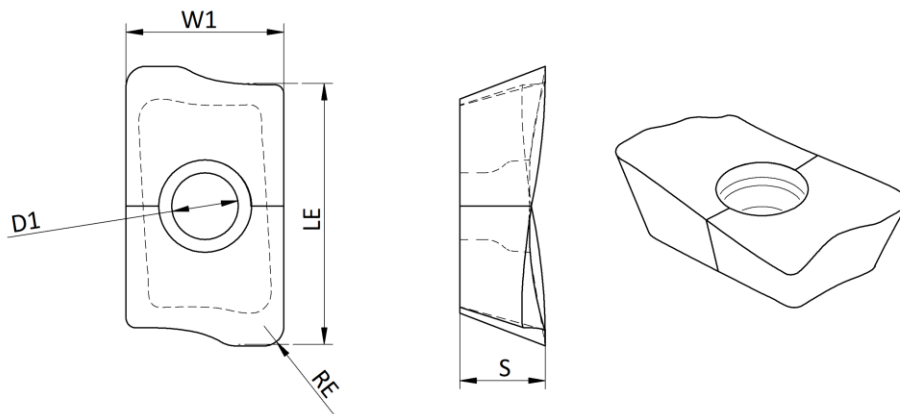
300303	11 IR A60 P25P	0.5-1.5 (48-16)	6.350	11	0.8	0.9
300304	16 IR A60 P25P	0.5-1.5 (48-16)	9.525	16	0.8	0.9
300305	16 IR G60 P25P	1.75-3.0 (14-8)	9.525	16	1.2	1.7
300306	16 IR AG60 P25P	1.0-3.0 (26-8)	9.525	16	1.2	1.7
300307	22 IR N60 P25P	3.5-5.0 (7-5)	12.7	22	1.7	2.5
300308	27 IR Q60 P25P	5.5-6.0 (4.5-4)	15.875	27	2.1	3.1
Other full profile inserts, with different standards are available upon request.						

### Fine boring inserts:



Part Number	Insert Type	IC	d	T	rE	α	P	M	K	H	S	N
301489	TPGH 080202 L - FF P05U Cermet, 10 pcs	4.76	2.3	2.38	0.2	11	●	●	●	-	-	-
301490	TPGH 080204 L - FF P05U Cermet, 10 pcs	4.76	2.3	2.38	0.4	11	●	●	●	-	-	-
301491	TPGH 080202 L - FF P10C Carbide, 10 pcs	4.76	2.3	2.38	0.2	11	●	○	●	○	○	-
301492	TPGH 080204 L - FF P10C Carbide, 10 pcs	4.76	2.3	2.38	0.4	11	●	○	●	○	○	-
301493	TPGH 080202 L - FF N10U Carbide, 10 pcs	4.76	2.3	2.38	0.2	11	-	-	-	-	-	●
301494	TPGH 080204 L - FF N10U Carbide, 10 pcs	4.76	2.3	2.38	0.4	11	-	-	-	-	-	●
301495	TPGH 080202 N01 PCD, 1 pcs	4.76	2.3	2.38	0.2	11	-	-	-	-	-	●
301496	TPGH 080204 N01 PCD, 1 pcs	4.76	2.3	2.38	0.4	11	-	-	-	-	-	●
301497	TPGH 110204 L - FF P05U Cermet, 10 pcs	6.35	3.4	2.38	0.4	11	●	●	●	-	-	-
301498	TPGH 110204 L - FF P10C Carbide, 10 pcs	6.35	3.4	2.38	0.4	11	●	○	●	○	○	-
301499	TPGH 110204 L - FF N10U Carbide, 10 pcs	6.35	3.4	2.38	0.4	11	-	-	-	-	-	●
301500	TCGT 110204 N01 PCD, 1 pcs	6.35	3.4	2.38	0.4	11	-	-	-	-	-	●


### Milling tool inserts



Part Number	Insert code	W1 (mm)	LE (mm)	RE (mm)	D1 (mm)	S (mm)	P	M	K	H	S	N
310004	XDMT 11T308 PM P15P (10 pcs/pack)	6.8	11	0.8	2.8	3.59	●	●	○	○	○	○
310005	XDMT 11T308 PM P25P (10 pcs/pack)	6.8	11	0.8	2.8	3.59	●	●	○	○	○	○
310006	XDMT 11T308 PL P10U Cermet (10 pcs/pack)	6.8	11	0.8	2.8	3.59	●	●	●	○	○	○
310009	XDMT 11T308 AL N05U (10 pcs/pack)	6.8	11	0.8	2.8	3.59	○	○	○	○	○	●


## Clamping of Turning tools

The clamping of the tool is very important in all operations but even more so when the overhang is long, i.e. high L/D -ratios. Please be aware that a weak clamping with low bending stiffness will have negative impact on the performance.




### Direct Screw Mount:

- Unacceptable Bending Stiffness
- Clamping Length = N/A



### Reduction Sleeve:

- Acceptable Bending Stiffness for low L/D
- Recommended Clamping Length =  $>3xD$



### All Around Clamp:

- Better Bending Stiffness
- Recommended Clamping Length =  $>3xD$



### Hydraulic Fixtures:

- Best Bending Stiffness (Recommended for high L/D)
- Recommended Clamping Length =  $>2xD$



Vibration Damped  
Machining Tools

**MAQ AB**  
Stenhuggarvagen 1  
SE-132 38 Saltsjö-boo  
Sweden  
[www.maqab.com](http://www.maqab.com)